



## **GOLDINGTON GREEN ACADEMY**

### **Calculation Policy**

#### **Statement of Intent**

The Equality Act 2010 makes it unlawful for staff to discriminate directly or indirectly, or to harass staff or pupils due to any of the nine protected characteristics.

Goldington Green Academy aims to create a culture that respects and values each other's differences, that promotes dignity, equality and diversity, and that encourages individuals to develop and maximise their true potential.

Everyone within the school community has a responsibility to ensure that this statement is adhered to. Senior Leaders in particular, should lead by example, identify any inappropriate behaviour when it happens and take prompt action to deal with inappropriate behaviour.

We aim to remove any barriers, bias or discrimination that prevents individuals or groups from realising their potential and contributing fully to our school's performance. In removing these barriers we aim to develop a school culture that positively values diversity.

We are committed wherever practicable, to achieving and maintaining a workforce that broadly reflects the local community in which we operate.

Every possible step will be taken to ensure that individuals are treated fairly in all aspects of their employment, engagement or whilst volunteering at our school.

#### **Safeguarding Children**

Goldington Green Academy recognises it has a statutory duty under Section 175 of the Education Act 2002 to ensure arrangements are in place for safeguarding and promoting the welfare of children.

We recognise that children who are abused or witness violence may find it difficult to develop a sense of self worth and that school may be the only stable, secure and predictable element in the lives of children at risk. Our school will endeavour to support these pupils by providing an ethos which promotes a positive, supportive and secure environment, providing a sense of being valued.

Our policy includes the whole school community: all teaching and non-teaching staff, governors, parents and volunteers working in our school.

At Goldington Green we recognise our legal and ethical duty to keep pupils safe from radicalisation and extremism. As such we incorporate the principles of the PREVENT agenda into all practice including the curriculum. Additionally we ensure that all speakers are carefully vetted by senior staff and that all material available in school, both electronic and otherwise, is suitable. We also ensure that sufficient training is in place so that all staff understand what radicalisation means and why people may be vulnerable to being drawn into terrorism as a consequence of it. Staff know what measures are available to prevent people from becoming drawn into terrorism and how to challenge the extremist ideology that can be associated with it. Any concerns are dealt with in line with our safeguarding policy working in conjunction with Bedfordshire Police and other agencies as appropriate.

### **Rationale**

The aim of this policy is to ensure consistency of calculation methods across the school. By giving children a firm foundation in number and place value, this will enable pupils to build upon their knowledge and skills in mathematics throughout the Early Years, Key Stage 1 and Key Stage 2.

### **Develop childrens' fluency with basic number facts.**

At Goldington Green Academy, we believe in incorporating basic skills in mathematics daily to improve fluency. This is done through using simple whole class rote learning, which is an important step to develop conceptual understanding, identifying patterns and relationships between numbers.

### **Mental calculation and formal written methods**

Allowing children to record their calculations using informal methods is an important stepping stone to develop fluency for formal written methods of recording, at a later stage. To be efficient in calculating, children are required to know a variety of mental strategies. Children need to be fluent in number facts to 10 and 20, in order to be efficient in mental calculation.

**To be used in conjunction with the Goldington Green Academy Mathematics Policy.**

[September 2022](#)

Primary maths

# Calculation policy

Updated September 2024

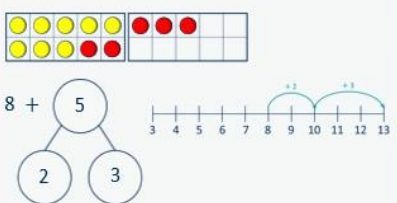
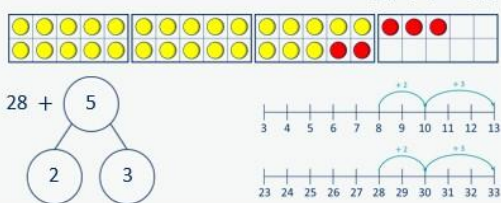
# Guidance for teachers

The calculation policy is divided into four sections: addition, subtraction, multiplication and division. At the start of each section, you will find an overview of the progression of skills. Calculations involving decimal numbers and fractions are included.

The calculation policy follows the same concrete, pictorial, abstract approach as our main schemes of learning. Where appropriate, sentence stems and key questions are included alongside the key representations.

Where skills are divided into more than one section across the page, there is a progression in the level of difficulty from left to right.

For example, when adding across a 10, children need to be able to add across 10 itself, before making links with related facts.

|  |  |   |
|--|--|---|
| <p><b>Add across a 10</b></p> <p>Partition the number you are adding to make a full ten.</p> | <p>... can be partitioned into ... and ...</p>  <p><math>8 + 5</math></p> | <p>I add ... to get to ... then I add ...</p> <p><math>8 + 5 = 13</math><br/><math>28 + 5 = 33</math></p>  <p><math>28 + 5</math></p> |
|--|--|---|

# Progression of skills - Addition

| Year group | Skill   |
|------------|---|
| Nursery    | <ul style="list-style-type: none"><li>• Subitise to 3</li><li>• Count how many</li><li>• Make numbers to 5</li><li>• Add 1 more (through songs and rhymes)</li></ul>                              |
| Reception  | <ul style="list-style-type: none"><li>• Conceptually subitise to 5</li><li>• 1 more</li><li>• Notice the composition of numbers within 10</li><li>• Combine 2 groups</li><li>• Add more</li></ul> |
| Year 1     | <ul style="list-style-type: none"><li>• Add together</li><li>• Add more</li><li>• Bonds within 10</li><li>• Related facts within 20</li><li>• Missing numbers</li></ul>                           |







# Progression of skills - Addition

| Year group | Skill  |
|------------|--|
| Year 2     | <ul style="list-style-type: none"><li>• Add 1s to any number (related facts)</li><li>• Add three 1-digit numbers</li><li>• Add across a 10</li><li>• Add multiples of 10</li><li>• Add 10s to any number</li><li>• Add two 2-digit numbers (not across a ten)</li><li>• Add two 2-digit numbers (across a ten)</li><li>• Missing numbers</li></ul> |
| Year 3     | <ul style="list-style-type: none"><li>• Add 1s, 10s and 100s to a 3-digit number</li><li>• Add two numbers (no exchange)</li><li>• Add two numbers across a 10 or 100</li><li>• Complements to 100</li><li>• Add fractions with the same denominator within 1 whole</li><li>• Calculate the duration of events</li></ul>                           |

# Progression of skills - Addition

| Year group | Skill  |
|------------|--|
| Year 4     | <ul style="list-style-type: none"><li>• Add 1s, 10s and 100s to a 4-digit number</li><li>• Add up to two 4-digit numbers</li><li>• Add decimal numbers in the context of money</li><li>• Add fractions and mixed numbers with the same denominator beyond 1 whole</li></ul>                  |
| Year 5     | <ul style="list-style-type: none"><li>• Add using mental strategies</li><li>• Add whole numbers with more than 4 digits</li><li>• Add decimals with up to 2 decimal places</li><li>• Complements to 1</li><li>• Add fractions with denominators that are a multiple of one another</li></ul> |
| Year 6     | <ul style="list-style-type: none"><li>• Add integers up to 10 million</li><li>• Add decimals with up to 3 decimal places</li><li>• Order of operations</li><li>• Negative numbers</li><li>• Add fractions</li></ul>  |

# Addition

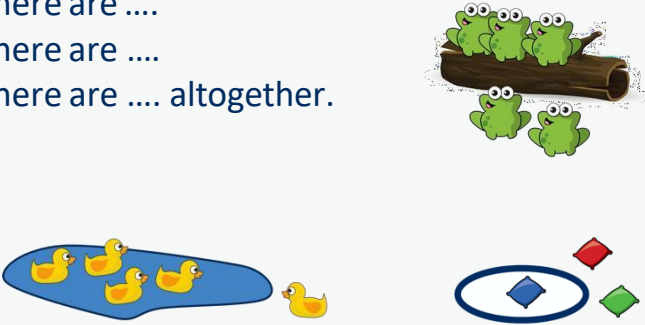
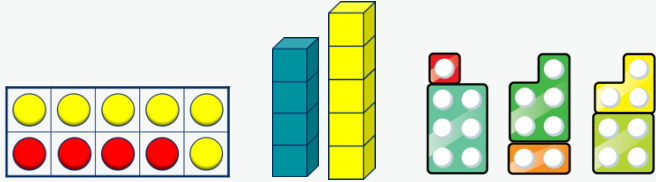


|  |  |   |
|--|--|---|
| <p><b>Nursery</b></p>  | <ul style="list-style-type: none"> <li>• Begin to have an understanding of numbers to 5</li> <li>• We recommend focusing on noticing and representing small quantities, perceptual subitising and counting.</li> </ul> |   |
| <p><b>Progression of skills</b></p>  | <p><b>Key representations</b></p>  |   |
| <p><b>Subitise to 3</b></p> <p>Instantly see how many.</p>                           | <p>How many do you see?</p>    |   |
| <p><b>Count how many</b></p> <p>Begin to count objects using 1-1 correspondence.</p> | <p>How many are there?</p> <p>1 2 3 4 5</p>    | <p>Count out ... from a larger group.<br/>E.g. Collect 3 beanbags for a game.</p>  |
| <p><b>Make numbers to 5</b></p> <p>Start by showing 1, 2 and 3 using fingers.</p>    | <p>Show me...</p>   | <p>Begin to link numerals to quantities.</p>                                      |
| <p><b>Add 1 more</b></p> <p>Through stories, songs and rhymes.</p>                   | <p>How many do I have now?</p>    |   |



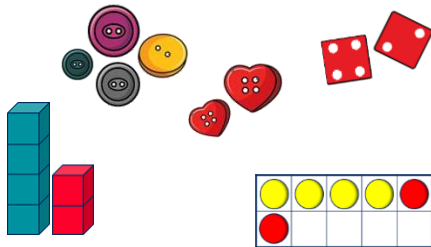
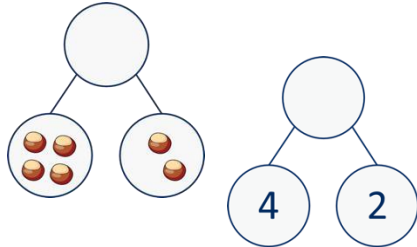
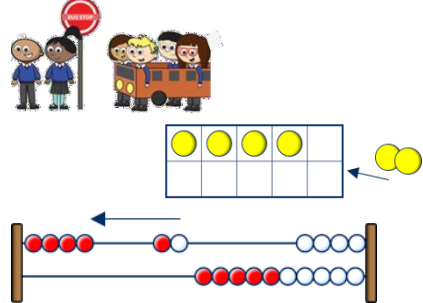
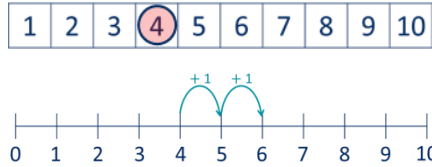
# Addition

|   |   |                                       |
|---|---|---------------------------------------|
| <p><b>Reception</b></p>   | <ul style="list-style-type: none"> <li>• Have a deep understanding of numbers to 10, including the composition of each number.</li> <li>• Subitise (recognise quantities without counting) up to 5</li> <li>• Automatically recall (without reference to rhymes, counting or other aids) number bonds up to 5 and some number bonds to 10, including double facts.</li> </ul> |                                       |
| <p><b>Progression of skills</b></p>   | <p><b>Key representations</b></p>   |                                       |
| <p><b>Conceptually subitise to 5</b></p> <p>Notice the parts that make up the whole.</p>            | <p>What do you see?<br/>How do you see it?</p>  |                                       |
| <p><b>1 more</b></p> <p>Continue to link to stories, songs and rhymes.</p>                          | <p>1 more than ... is ...</p>   |                                       |
| <p><b>Notice the composition of numbers within 10</b></p> <p>Link to stories, songs and rhymes.</p> | <p>How many...?<br/>How many...?<br/>How many altogether?</p>   | <p>How many ways can you make...?</p> |

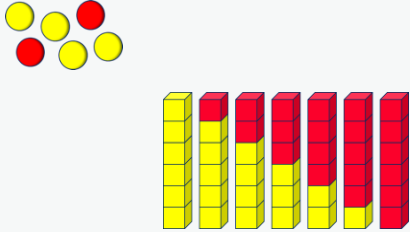
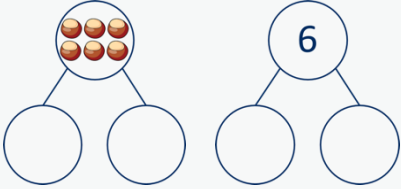
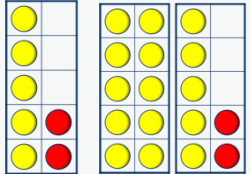
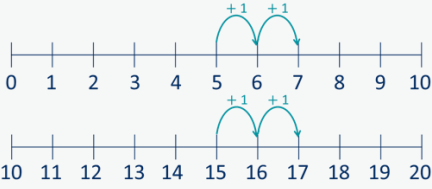
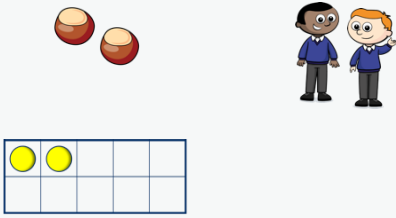
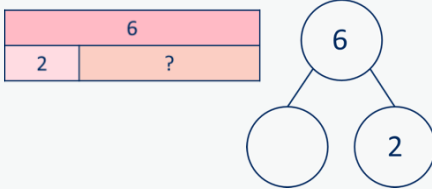

# Addition

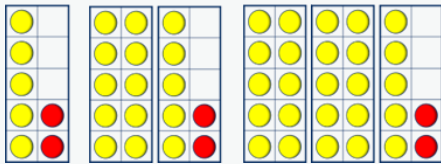
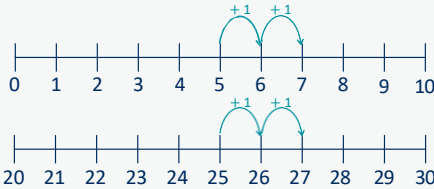
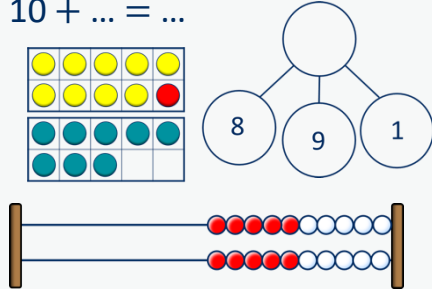
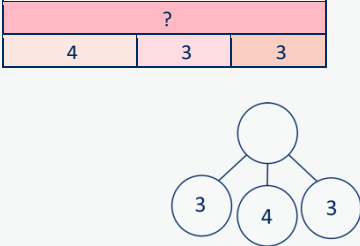
| Progression of skills  | Key representations  |   |
|--|--|---|
| <p><b>Combine 2 groups</b></p> <p>2 groups are combined to find the total.</p> | <p>There are ....<br/>There are ....<br/>There are .... altogether.</p>  | <p>.... and .... make ....</p>                               |
| <p><b>Add more</b></p> <p>A quantity is increased.</p>                         | <p>First... Then.... Now....</p>                                        | <p>I have ....<br/>I add .... more.<br/>Now I have....</p>  |

# Addition

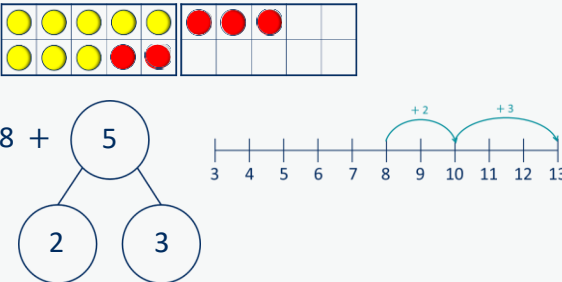
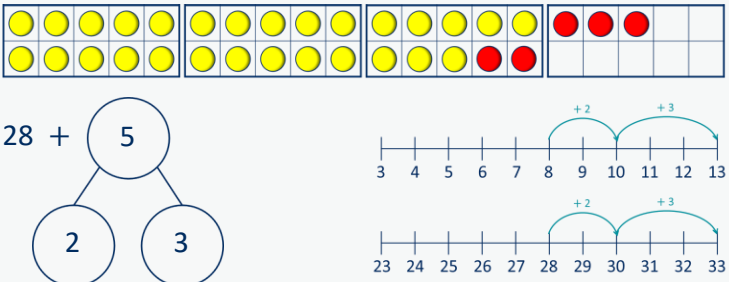
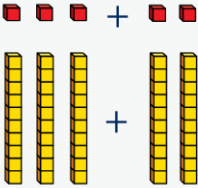
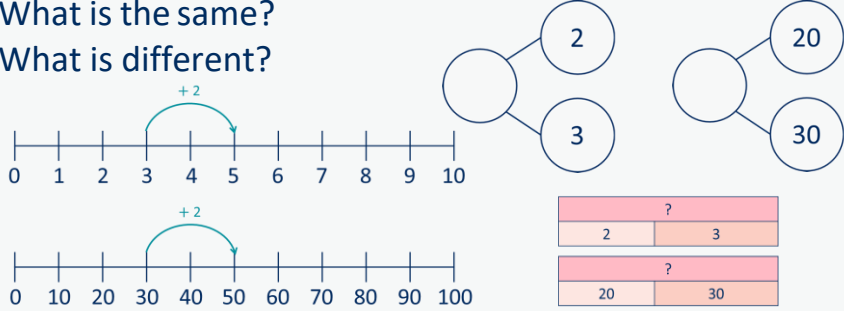
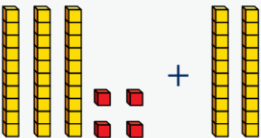
|  |   |  |   |
|--|---|--|---|
| <p><b>Year 1</b></p>   | <ul style="list-style-type: none"> <li>• Read, write and interpret mathematical statements involving addition (+) and equals (=) signs.</li> <li>• Represent and use number bonds within 20</li> <li>• Add 1-digit and 2-digit numbers to 20, including zero.</li> <li>• Solve one-step problems that involve addition, using concrete objects and pictorial representations, and missing number problems such as <math>7 = \square + 2</math></li> </ul> |  |   |
| <p><b>Progression of skills</b></p>  | <p><b>Key representations</b></p>   |  |   |
| <p><b>Add together</b><br/>(aggregation)</p> <p>2 quantities are combined to find the total.</p> | <p>There are ...<br/>There are ...<br/>There are ... altogether.</p>    | <p>... is a part.<br/>... is a part.<br/>... is the whole.</p>  | <p>... plus ... is equal to ...<br/>... is equal to ... + ...</p> $4 + 2 = 6$ $2 + 4 = 6$ $6 = 4 + 2$ $6 = 2 + 4$ |
| <p><b>Add more</b><br/>(augmentation)</p> <p>A quantity is increased.</p>                        | <p>First... Then... Now...</p>    | <p>I start at ...<br/>I jump on ...<br/>I land on ...</p>     | <p>... plus ... is equal to ...<br/>... is equal to ... + ...</p> $4 + 2 = 6$ $2 + 4 = 6$ $6 = 4 + 2$ $6 = 2 + 4$ |

# Addition


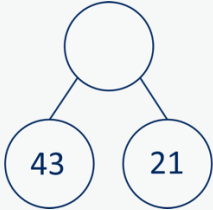

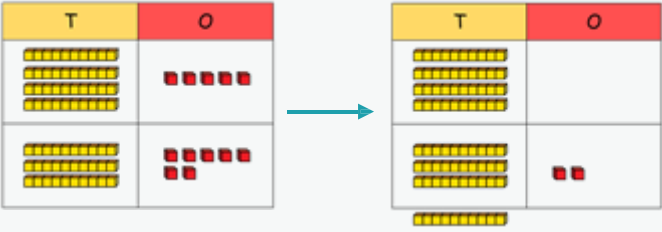

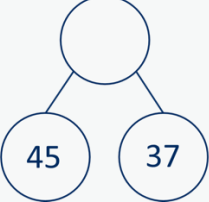
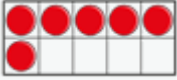
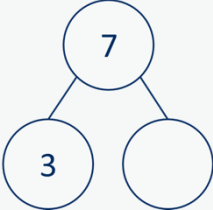
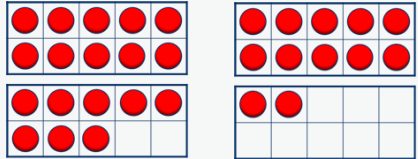
| Progression of skills  | Key representations   |   |   |
|--|---|---|---|
| <p><b>Bonds within 10</b></p> <p>Include bonds for each number within 10</p> <p>Encourage children to notice patterns.</p> | <p>... is made of ... and ...<br/>... and ... make ...</p>    | <p>... can be partitioned into ...<br/>and ...</p>                         | <p>... plus ... is equal to ...</p> $6 + 0 = 6$ $5 + 1 = 6$ $4 + 2 = 6$ $3 + 3 = 6$ $2 + 4 = 6$ $1 + 5 = 6$ $0 + 6 = 6$                                       |
| <p><b>Related facts within 20</b></p> <p>Make links to known facts.</p>  | <p>I know that ... and ... = ...<br/>so ... and ... = ...</p>  | <p>... more than ... is ...<br/>so ... more than ... is ...</p>            | <p>What patterns do you notice?</p> $5 + 2 = 7$ $15 + 2 = 17$<br>$7 = 5 + 2$ $17 = 15 + 2$  |
| <p><b>Missing numbers</b></p> <p>Make links to known facts.</p>  | <p>How many more do you need to make ...?</p>                | <p>If ... is the whole and ... is a part, the other part must be...</p>  | <p>... plus ... is equal to ...</p> $2 + \square = 6$ $6 = 2 + \square$  |

|   |  |   |  |
|---|--|---|--|
| <p><b>Year 2</b></p>  | <ul style="list-style-type: none"> <li>Recall and use addition facts to 20 fluently, and derive and use related facts up to 100</li> <li>Add numbers using concrete objects, pictorial representations, and mentally, including:             <ul style="list-style-type: none"> <li>a two-digit number and 1s</li> <li>a two-digit number and 10s</li> <li>2 two-digit numbers</li> <li>adding 3 one-digit numbers</li> </ul> </li> <li>Recognise and use the inverse relationship between addition and subtraction and use this to check calculations and solve missing number problems.</li> </ul> |   |  |
| <p><b>Progression of skills</b></p>   | <p><b>Key representations</b></p>  |   |  |
| <p><b>Add ones to any number</b><br/>(related facts)</p> <p>Make links to known facts.</p>  | <p>I know that ... and ... = ...<br/>so ... and ... = ...</p>    | <p>... more than ... is ...<br/>so ... more than ... is ...</p>  | <p>What do you notice?<br/>Can you continue the pattern?</p> $5 + 2 = 7$ $15 + 2 = 17$ $25 + 2 = 27...$              |
| <p><b>Add three 1-digit numbers</b></p> <p>Prompt children to understand that addition can be done in any order and to make links to known facts.</p> | <p>... and ... are a bond to 10<br/><math>10 + ... = ...</math></p>    | <p>Double ... + ... = ...</p>                                  | <p>What do you notice?<br/>Which addition is the easiest to calculate?</p> $8 + 9 + 1 =$ $8 + 1 + 9 =$ $9 + 1 + 8 =$ |

# Addition

| Progression of skills   | Key representations  |  |    |    |    |    |    |    |    |   |   |    |    |    |    |    |    |    |    |    |    |    |    |    |    |    |    |    |    |    |    |    |    |    |    |    |    |    |    |    |    |    |    |    |    |    |    |    |    |    |    |    |    |    |    |    |    |    |    |    |    |    |   |
|---|--|--|----|----|----|----|----|----|----|---|---|----|----|----|----|----|----|----|----|----|----|----|----|----|----|----|----|----|----|----|----|----|----|----|----|----|----|----|----|----|----|----|----|----|----|----|----|----|----|----|----|----|----|----|----|----|----|----|----|----|----|----|---|
| <p><b>Add across a 10</b></p> <p>Partition the number being added to make a full ten.</p> | <p>... can be partitioned into ... and ...</p>   | <p>I add ... to get to ... then I add ...</p> $8 + 5 = 13$ $28 + 5 = 33$    |    |    |    |    |    |    |    |   |   |    |    |    |    |    |    |    |    |    |    |    |    |    |    |    |    |    |    |    |    |    |    |    |    |    |    |    |    |    |    |    |    |    |    |    |    |    |    |    |    |    |    |    |    |    |    |    |    |    |    |    |   |
| <p><b>Add multiples of 10</b></p> <p>Make links to known facts within ten.</p>            | <p>... ones + ... ones = ... ones<br/>so ... tens + ... tens = ... tens</p>  $3 + 2 = 5$ $30 + 20 = 50$ | <p>What is the same?<br/>What is different?</p>    |    |    |    |    |    |    |    |   |   |    |    |    |    |    |    |    |    |    |    |    |    |    |    |    |    |    |    |    |    |    |    |    |    |    |    |    |    |    |    |    |    |    |    |    |    |    |    |    |    |    |    |    |    |    |    |    |    |    |    |    |   |
| <p><b>Add 10s to any number</b></p> <p>Make links to known facts.</p>                     | <p>... tens + ... tens = ... tens<br/>... tens and ... ones = ...</p>                                 | <p>To add ... I need to add 10 ... times.</p> <table border="1" data-bbox="1116 1136 1442 1322"> <tr><td>1</td><td>2</td><td>3</td><td>4</td><td>5</td><td>6</td><td>7</td><td>8</td><td>9</td><td>10</td></tr> <tr><td>11</td><td>12</td><td>13</td><td>14</td><td>15</td><td>16</td><td>17</td><td>18</td><td>19</td><td>20</td></tr> <tr><td>21</td><td>22</td><td>23</td><td>24</td><td>25</td><td>26</td><td>27</td><td>28</td><td>29</td><td>30</td></tr> <tr><td>31</td><td>32</td><td>33</td><td>34</td><td>35</td><td>36</td><td>37</td><td>38</td><td>39</td><td>40</td></tr> <tr><td>41</td><td>42</td><td>43</td><td>44</td><td>45</td><td>46</td><td>47</td><td>48</td><td>49</td><td>50</td></tr> <tr><td>51</td><td>52</td><td>53</td><td>54</td><td>55</td><td>56</td><td>57</td><td>58</td><td>59</td><td>60</td></tr> </table> | 1  | 2  | 3  | 4  | 5  | 6  | 7  | 8 | 9 | 10 | 11 | 12 | 13 | 14 | 15 | 16 | 17 | 18 | 19 | 20 | 21 | 22 | 23 | 24 | 25 | 26 | 27 | 28 | 29 | 30 | 31 | 32 | 33 | 34 | 35 | 36 | 37 | 38 | 39 | 40 | 41 | 42 | 43 | 44 | 45 | 46 | 47 | 48 | 49 | 50 | 51 | 52 | 53 | 54 | 55 | 56 | 57 | 58 | 59 | 60 | <p>I know that ... and ... = ...<br/>so ... and ... = ...</p> $30 + 20 = 50$ $34 + 20 = 54$ |
| 1   | 2  | 3  | 4  | 5  | 6  | 7  | 8  | 9  | 10 |   |   |    |    |    |    |    |    |    |    |    |    |    |    |    |    |    |    |    |    |    |    |    |    |    |    |    |    |    |    |    |    |    |    |    |    |    |    |    |    |    |    |    |    |    |    |    |    |    |    |    |    |    |   |
| 11  | 12   | 13   | 14 | 15 | 16 | 17 | 18 | 19 | 20 |   |   |    |    |    |    |    |    |    |    |    |    |    |    |    |    |    |    |    |    |    |    |    |    |    |    |    |    |    |    |    |    |    |    |    |    |    |    |    |    |    |    |    |    |    |    |    |    |    |    |    |    |    |   |
| 21  | 22   | 23   | 24 | 25 | 26 | 27 | 28 | 29 | 30 |   |   |    |    |    |    |    |    |    |    |    |    |    |    |    |    |    |    |    |    |    |    |    |    |    |    |    |    |    |    |    |    |    |    |    |    |    |    |    |    |    |    |    |    |    |    |    |    |    |    |    |    |    |   |
| 31  | 32   | 33   | 34 | 35 | 36 | 37 | 38 | 39 | 40 |   |   |    |    |    |    |    |    |    |    |    |    |    |    |    |    |    |    |    |    |    |    |    |    |    |    |    |    |    |    |    |    |    |    |    |    |    |    |    |    |    |    |    |    |    |    |    |    |    |    |    |    |    |   |
| 41  | 42   | 43   | 44 | 45 | 46 | 47 | 48 | 49 | 50 |   |   |    |    |    |    |    |    |    |    |    |    |    |    |    |    |    |    |    |    |    |    |    |    |    |    |    |    |    |    |    |    |    |    |    |    |    |    |    |    |    |    |    |    |    |    |    |    |    |    |    |    |    |   |
| 51  | 52   | 53   | 54 | 55 | 56 | 57 | 58 | 59 | 60 |   |   |    |    |    |    |    |    |    |    |    |    |    |    |    |    |    |    |    |    |    |    |    |    |    |    |    |    |    |    |    |    |    |    |    |    |    |    |    |    |    |    |    |    |    |    |    |    |    |    |    |    |    |   |

# Addition

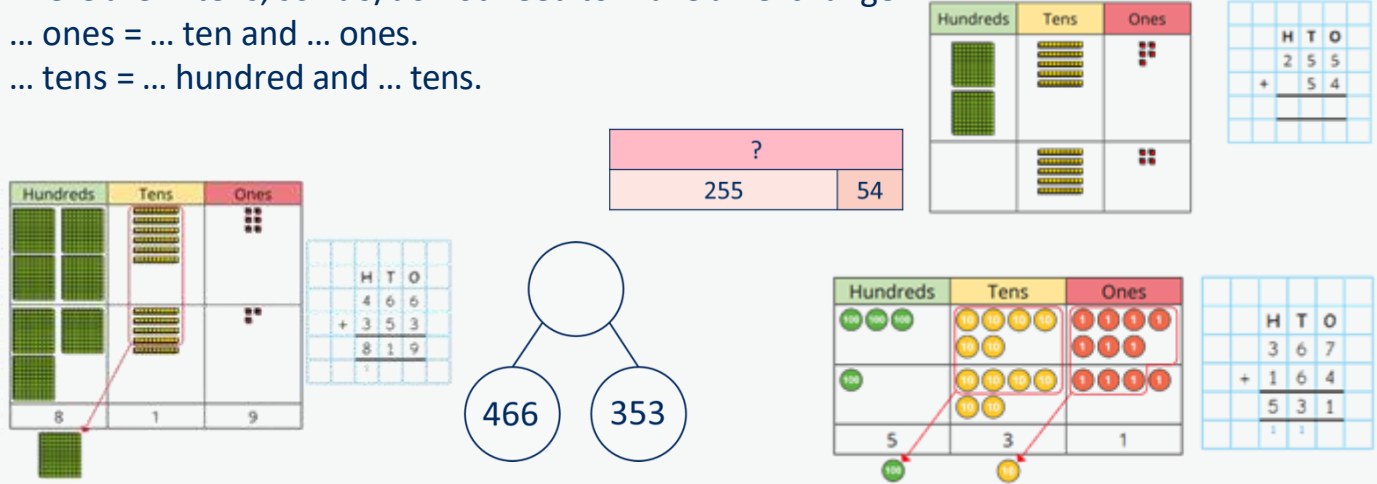
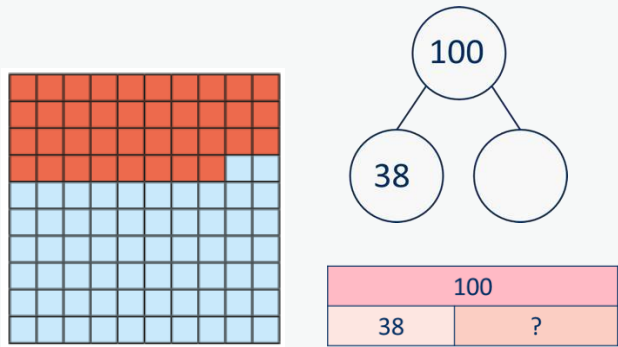
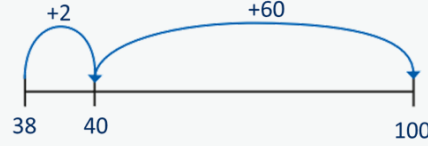
| Progression of skills   | Key representations   |  |  |
|---|---|--|--|
| <p><b>Add 2-digit numbers</b><br/>(not across a ten)</p> <p>Lining up ones and tens in columns will support with later written methods.</p> | <p>... ones + ... ones = ... ones<br/>... tens + ... tens = ... tens</p> <p>3 ones + 1 one = 4 ones<br/>4 tens + 2 tens = 6 tens<br/>6 tens + 4 ones = 64</p>      |  |  |
| <p><b>Add 2-digit numbers</b><br/>(across a ten)</p> <p>Begin to exchange 10 ones for 1 ten.</p>  | <p>There are .... ones, so I do/do not need to make an exchange.</p> <p>... ones = ... ten and ... ones</p>    <p>5 ones + 7 ones = 12 ones<br/>12 ones = 1 ten and 2 ones<br/>4 tens + 3 tens + 1 ten = 8 tens<br/>8 tens and 2 ones = 82</p> |  |  |
| <p><b>Missing numbers</b></p> <p>Solve missing number problems and use the inverse to check.</p>  | <p>How many more do you need to make ...?</p>  <p><math>6 + \square = 10</math><br/><math>10 - \square = 6</math></p>  | <p>If ... is a whole and ... is a part, then ... is the other part.</p> <p><math>\square + 3 = 7</math><br/><math>7 - 3 = \square</math></p>  | <p>... can be partitioned into ... and ...</p> <p><math>10 + 8 = 12 + \square</math></p>  |




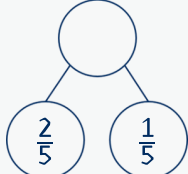



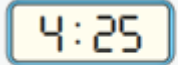
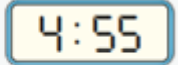
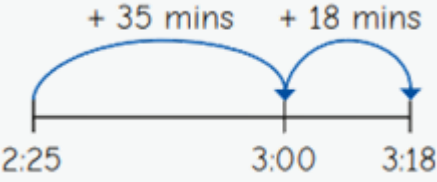
# Addition

| <p><b>Year 3</b></p>  | <ul style="list-style-type: none"> <li>Add numbers mentally, including: a three-digit number and ones, a three-digit number and tens, a three-digit number and hundreds.</li> <li>Add numbers with up to three digits, using formal written methods of columnar addition.</li> <li>Add fractions with the same denominator within 1 whole.</li> <li>Calculate the time taken by particular events or tasks.</li> </ul>   |          |      |      |  |     |     |   |   |   |  |  |  |   |          |                      |         |         |                      |         |         |                      |         |  |   |   |   |  |   |   |   |   |   |   |   |  |       |  |  |  |       |  |  |
|---|--|----------|------|------|--|-----|-----|---|---|---|--|--|--|---|----------|----------------------|---------|---------|----------------------|---------|---------|----------------------|---------|--|---|---|---|--|---|---|---|---|---|---|---|--|-------|--|--|--|-------|--|--|
| <p><b>Progression of skills</b></p>   | <p><b>Key representations</b></p>  |          |      |      |  |     |     |   |   |   |  |  |  |   |          |                      |         |         |                      |         |         |                      |         |  |   |   |   |  |   |   |   |   |   |   |   |  |       |  |  |  |       |  |  |
| <p><b>Add 1s, 10s or 100s to a 3-digit number</b></p> <p>Emphasis on mental strategies including number bonds and related facts. Prompt children to notice which digit changes.</p> | <p>The ones/tens/hundreds column will increase by ...</p> <table border="1" data-bbox="582 615 1017 815"> <thead> <tr> <th>Hundreds</th> <th>Tens</th> <th>Ones</th> </tr> </thead> <tbody> <tr> <td></td> <td></td> <td></td> </tr> </tbody> </table> <p> <math>444 + 5 =</math><br/> <math>444 + 50 =</math><br/> <math>444 + 500 =</math> </p> <table border="1" data-bbox="1058 615 1317 815"> <thead> <tr> <th>H</th> <th>T</th> <th>O</th> </tr> </thead> <tbody> <tr> <td></td> <td></td> <td></td> </tr> </tbody> </table> <p> <math>777 + 2 =</math><br/> <math>777 + 20 =</math><br/> <math>777 + 200 =</math> </p>  | Hundreds | Tens | Ones |  |     |     | H | T | O |  |  |  | <p>What patterns do you notice?</p> <p> <math>235 + 3 =</math><br/> <math>235 + 30 =</math><br/> <math>235 + 300 =</math> </p> <table border="1" data-bbox="1670 772 1960 951"> <tr> <td><math>111 +</math></td> <td><input type="text"/></td> <td><math>= 118</math></td> </tr> <tr> <td><math>111 +</math></td> <td><input type="text"/></td> <td><math>= 181</math></td> </tr> <tr> <td><math>111 +</math></td> <td><input type="text"/></td> <td><math>= 811</math></td> </tr> </table> | $111 +$  | <input type="text"/> | $= 118$ | $111 +$ | <input type="text"/> | $= 181$ | $111 +$ | <input type="text"/> | $= 811$ |  |   |   |   |  |   |   |   |   |   |   |   |  |       |  |  |  |       |  |  |
| Hundreds  | Tens   | Ones     |      |      |  |     |     |   |   |   |  |  |  |   |          |                      |         |         |                      |         |         |                      |         |  |   |   |   |  |   |   |   |   |   |   |   |  |       |  |  |  |       |  |  |
|   |  |          |      |      |  |     |     |   |   |   |  |  |  |   |          |                      |         |         |                      |         |         |                      |         |  |   |   |   |  |   |   |   |   |   |   |   |  |       |  |  |  |       |  |  |
| H   | T  | O        |      |      |  |     |     |   |   |   |  |  |  |   |          |                      |         |         |                      |         |         |                      |         |  |   |   |   |  |   |   |   |   |   |   |   |  |       |  |  |  |       |  |  |
|   |  |          |      |      |  |     |     |   |   |   |  |  |  |   |          |                      |         |         |                      |         |         |                      |         |  |   |   |   |  |   |   |   |   |   |   |   |  |       |  |  |  |       |  |  |
| $111 +$   | <input type="text"/>   | $= 118$  |      |      |  |     |     |   |   |   |  |  |  |   |          |                      |         |         |                      |         |         |                      |         |  |   |   |   |  |   |   |   |   |   |   |   |  |       |  |  |  |       |  |  |
| $111 +$   | <input type="text"/>   | $= 181$  |      |      |  |     |     |   |   |   |  |  |  |   |          |                      |         |         |                      |         |         |                      |         |  |   |   |   |  |   |   |   |   |   |   |   |  |       |  |  |  |       |  |  |
| $111 +$   | <input type="text"/>   | $= 811$  |      |      |  |     |     |   |   |   |  |  |  |   |          |                      |         |         |                      |         |         |                      |         |  |   |   |   |  |   |   |   |   |   |   |   |  |       |  |  |  |       |  |  |
| <p><b>Add two numbers (no exchange)</b></p> <p>Mental strategies and introduction of formal written method.</p>   | <p>... ones + ... ones = ... ones<br/>         ... tens + ... tens = ... tens<br/>         ... hundreds + ... hundreds = ... hundreds</p> <table border="1" data-bbox="1535 982 1918 1065"> <tr> <td></td> <td colspan="2">?</td> </tr> <tr> <td>345</td> <td colspan="2">432</td> </tr> </table> <table border="1" data-bbox="582 1110 1058 1308"> <tbody> <tr> <td></td> <td></td> <td></td> </tr> <tr> <td></td> <td></td> <td></td> </tr> </tbody> </table> <div data-bbox="1069 1125 1245 1300"> </div> <table border="1" data-bbox="1265 1096 1690 1293"> <thead> <tr> <th>Hundreds</th> <th>Tens</th> <th>Ones</th> </tr> </thead> <tbody> <tr> <td></td> <td></td> <td></td> </tr> <tr> <td></td> <td></td> <td></td> </tr> </tbody> </table> <table border="1" data-bbox="1701 1096 1918 1315"> <thead> <tr> <th></th> <th>H</th> <th>T</th> <th>O</th> </tr> </thead> <tbody> <tr> <td></td> <td>3</td> <td>4</td> <td>5</td> </tr> <tr> <td>+</td> <td>4</td> <td>3</td> <td>2</td> </tr> <tr> <td></td> <td colspan="3"><hr/></td> </tr> <tr> <td></td> <td colspan="3"><hr/></td> </tr> </tbody> </table> |          |      | ?    |  | 345 | 432 |   |   |   |  |  |  |   | Hundreds | Tens                 | Ones    |         |                      |         |         |                      |         |  | H | T | O |  | 3 | 4 | 5 | + | 4 | 3 | 2 |  | <hr/> |  |  |  | <hr/> |  |  |
|   | ?  |          |      |      |  |     |     |   |   |   |  |  |  |   |          |                      |         |         |                      |         |         |                      |         |  |   |   |   |  |   |   |   |   |   |   |   |  |       |  |  |  |       |  |  |
| 345   | 432  |          |      |      |  |     |     |   |   |   |  |  |  |   |          |                      |         |         |                      |         |         |                      |         |  |   |   |   |  |   |   |   |   |   |   |   |  |       |  |  |  |       |  |  |
|   |  |          |      |      |  |     |     |   |   |   |  |  |  |   |          |                      |         |         |                      |         |         |                      |         |  |   |   |   |  |   |   |   |   |   |   |   |  |       |  |  |  |       |  |  |
|   |  |          |      |      |  |     |     |   |   |   |  |  |  |   |          |                      |         |         |                      |         |         |                      |         |  |   |   |   |  |   |   |   |   |   |   |   |  |       |  |  |  |       |  |  |
| Hundreds  | Tens   | Ones     |      |      |  |     |     |   |   |   |  |  |  |   |          |                      |         |         |                      |         |         |                      |         |  |   |   |   |  |   |   |   |   |   |   |   |  |       |  |  |  |       |  |  |
|   |  |          |      |      |  |     |     |   |   |   |  |  |  |   |          |                      |         |         |                      |         |         |                      |         |  |   |   |   |  |   |   |   |   |   |   |   |  |       |  |  |  |       |  |  |
|   |  |          |      |      |  |     |     |   |   |   |  |  |  |   |          |                      |         |         |                      |         |         |                      |         |  |   |   |   |  |   |   |   |   |   |   |   |  |       |  |  |  |       |  |  |
|   | H  | T        | O    |      |  |     |     |   |   |   |  |  |  |   |          |                      |         |         |                      |         |         |                      |         |  |   |   |   |  |   |   |   |   |   |   |   |  |       |  |  |  |       |  |  |
|   | 3  | 4        | 5    |      |  |     |     |   |   |   |  |  |  |   |          |                      |         |         |                      |         |         |                      |         |  |   |   |   |  |   |   |   |   |   |   |   |  |       |  |  |  |       |  |  |
| +   | 4  | 3        | 2    |      |  |     |     |   |   |   |  |  |  |   |          |                      |         |         |                      |         |         |                      |         |  |   |   |   |  |   |   |   |   |   |   |   |  |       |  |  |  |       |  |  |
|   | <hr/>  |          |      |      |  |     |     |   |   |   |  |  |  |   |          |                      |         |         |                      |         |         |                      |         |  |   |   |   |  |   |   |   |   |   |   |   |  |       |  |  |  |       |  |  |
|   | <hr/>  |          |      |      |  |     |     |   |   |   |  |  |  |   |          |                      |         |         |                      |         |         |                      |         |  |   |   |   |  |   |   |   |   |   |   |   |  |       |  |  |  |       |  |  |








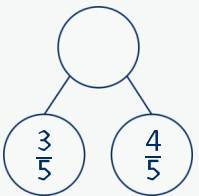

# Addition

| Progression of skills   | Key representations  |  |
|---|--|--|
| <p><b>Add two numbers across a 10 or 100</b></p> <p>Formal written method involving up to 2 exchanges including 3-digit plus 2-digit numbers.</p> | <p>There are ... ones, so I do/do not need to make an exchange.<br/>           There are ... tens, so I do/do not need to make an exchange.<br/>           ... ones = ... ten and ... ones.<br/>           ... tens = ... hundred and ... tens.</p>  |  |
| <p><b>Complements to 100</b></p> <p>Pairs of numbers which total 100</p>  | <p>... plus ... is equal to 100</p>   | <p>I add ... to get to the next 10, then ... to get to 100</p>  <p> <math>38 + 62 = 100</math><br/> <math>62 + 38 = 100</math><br/> <math>100 = 38 + 62</math><br/> <math>100 = 62 + 38</math> </p> |

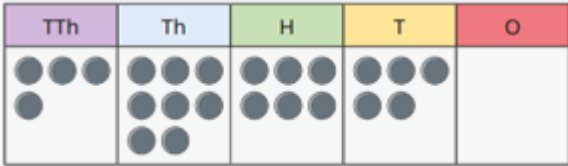
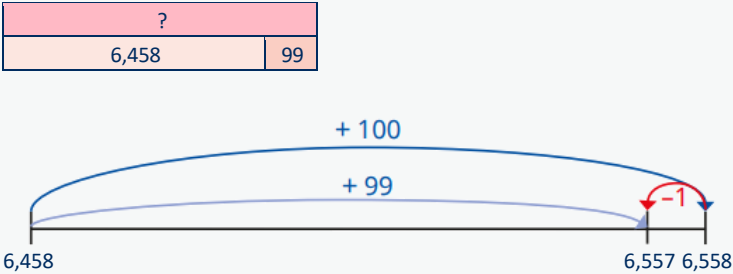
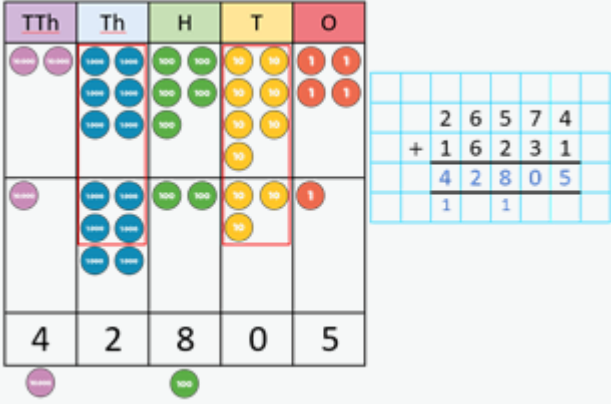
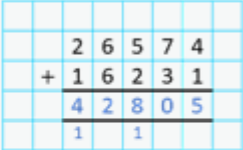
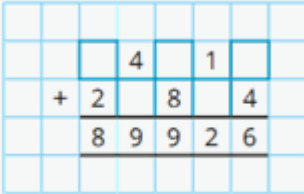
| Progression of skills   | Key representations  |
|---|--|
| <p><b>Add fractions with the same denominator within 1 whole</b></p> <p>Make links with known facts.</p>  | <p>When adding fractions with the same denominator, I only add the numerator.<br/>... fifths + ... fifths = ... fifths</p> <div style="display: flex; align-items: center;">  <math>\frac{1}{5} + \frac{1}{5}</math> </div> <div style="display: flex; align-items: center; margin-top: 10px;">  <math>\frac{1}{5} + \frac{2}{5}</math> </div> <div style="display: flex; align-items: center; margin-top: 10px;">  <math>\frac{1}{5} + \frac{3}{5}</math> </div> <div style="text-align: right; margin-top: 20px;">  </div> <div style="text-align: right; margin-top: 20px;">  </div> |
| <p><b>Calculate the duration of events</b></p> <p>Find durations of time between a given start and end point. Children will need to calculate complements to 60</p> | <p>From ... to ... o'clock is ... minutes.<br/>From ... o'clock to ... is ... minutes.<br/>The total time taken is ... minutes.</p> <div style="display: flex; justify-content: space-around; align-items: center;"> <div style="text-align: center;">  <p>start</p> </div> <div style="text-align: center;">  <p>finish</p> </div> <div style="text-align: center;">  <p>start</p> </div> <div style="text-align: center;">  <p>finish</p> </div> <div style="text-align: center;">  </div> </div>   |

# Addition

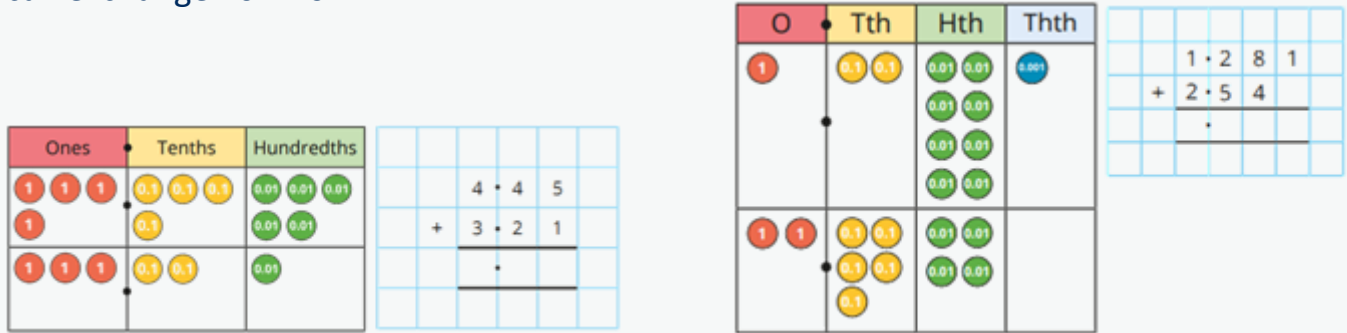
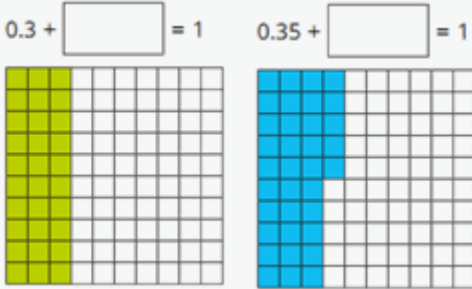


|  |   |  |
|--|---|--|
| <p><b>Year 4</b></p>   | <ul style="list-style-type: none"> <li>• Add numbers with up to 4 digits using a formal written method.</li> <li>• Solve simple measure and money problems involving fractions and decimals to 2 decimal places.</li> <li>• Add fractions with the same denominator.</li> </ul>   |  |
| <p><b>Progression of skills</b></p>  | <p><b>Key representations</b></p>   |  |
| <p><b>Add 1s, 10s and 100s to a 4-digit number</b></p> <p>Emphasis on mental strategies including number bonds and related facts. Prompt children to notice which digit changes.</p>         | <p>The ones/tens/hundreds/thousands column will increase by ...</p>  <p> <math>3,425 + 3 =</math>                      <math>3,425 + 300 =</math><br/> <math>3,425 + 30 =</math>                    <math>3,425 + 3,000 =</math> </p> | <p>What patterns do you notice?</p> <p> <math>2,350 + 3 =</math><br/> <math>2,350 + 30 =</math><br/> <math>2,350 + 300 =</math><br/> <math>2,350 + 3,000 =</math> </p> <p> <math>6,040 + 200 =</math>                      <math>2,211 + \begin{array}{ c } \hline \square \\ \hline \end{array} = 2,251</math><br/> <math>6,040 + 500 =</math>                      <math>2,211 + \begin{array}{ c } \hline \square \\ \hline \end{array} = 2,215</math><br/> <math>6,040 + 900 =</math>                      <math>2,211 + \begin{array}{ c } \hline \square \\ \hline \end{array} = 2,511</math> </p> |
| <p><b>Add up to two 4-digit numbers</b></p> <p>Formal written method with up to 3 exchanges. Encourage children to estimate and use inverse operations to check answers to calculations.</p> | <p>There are ... ones/tens/hundreds so I do/do not need to make an exchange.</p> <p>I can exchange 10 ... for 1 ...</p>   |     |

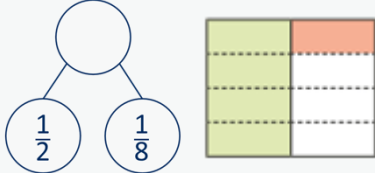
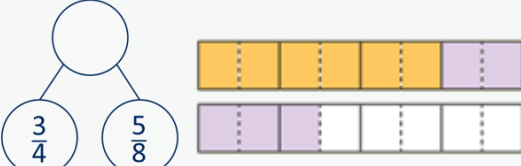
| Progression of skills  | Key representations  |  |
|--|--|--|
| <p><b>Add decimal numbers in the context of money</b></p> <p>Emphasis on partitioning and use of number lines rather than formal written calculations.</p> | <p>... pence + ... pence = ... pence<br/>... pounds + ... pounds = ... pounds</p>  <p><math>45\text{p} + 25\text{p} = 70\text{p}</math><br/><math>\text{£}2 + \text{£}3 = \text{£}5</math><br/><math>\text{£}5 + 70\text{p} = \text{£}5.70</math></p>                                       | <p>£3.25 can be partitioned into £3 + 20p + 5p</p>  |
| <p><b>Add fractions and mixed numbers with the same denominator beyond 1 whole</b></p>   | <p>When adding fractions with the same denominator, I only add the numerator.<br/>... fifths + ... fifths = ... fifths</p>  <p><math>\frac{3}{5} + \frac{4}{5} = \frac{7}{5} = 1\frac{2}{5}</math></p>  |  |

# Addition

|  |   |  |
|--|---|--|
| <p><b>Year 5</b></p>   | <ul style="list-style-type: none"> <li>• Add whole numbers with more than 4 digits, including using formal written methods.</li> <li>• Add numbers mentally with increasingly large numbers.</li> <li>• Add decimals, including a mix of whole numbers and decimals, decimals with different numbers of decimal places, and complements of 1</li> <li>• Add fractions with the same denominator, and denominators that are multiples of the same number.</li> </ul> |  |
| <p><b>Progression of skills</b></p>  | <p><b>Key representations</b></p>   |  |
| <p><b>Add using mental strategies</b></p> <p>Add 1s, 10s, 100s, etc. to any number.<br/>Use number bonds and related facts.</p>                            |  <p>48,650 + 300 =<br/>48,650 + 30,000 =<br/>48,650 + 30 =</p>  | <p>To add ..., I can add ... then subtract ...</p>  |
| <p><b>Add whole numbers with more than 4 digits</b></p> <p>Encourage children to estimate and use inverse operations to check answers to calculations.</p> | <p>I can exchange 10 ... for 1 ...</p>      |  |

# Addition

| Progression of skills  | Key representations   |
|--|---|
| <p><b>Add decimals with up to 2 decimal places</b></p> <p>Progress from the same number of decimal places to a different number of decimal places, and from no exchange to exchange.</p>   | <p>I do/do not need to make an exchange because ...<br/>I can exchange 10 ... for 1 ...</p>   |
| <p><b>Complements to 1</b></p> <p>Pairs of numbers with up to 3 decimal places which total 1</p> <p>Encourage children to make links with bonds to 10 and complements to 100 and 1,000</p> |  <p><math>0.3 + \square = 1</math>      <math>0.35 + \square = 1</math></p>  <p><math>4 + 6 = 10</math>      <math>0.4 + 0.6 = 1</math><br/> <math>44 + 56 = 100</math>      <math>0.44 + 0.56 = 1</math><br/> <math>444 + 556 = 1,000</math>      <math>0.444 + 0.556 = 1</math></p>  |

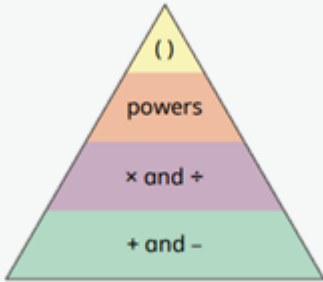



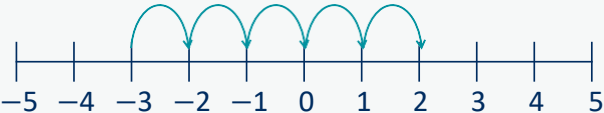
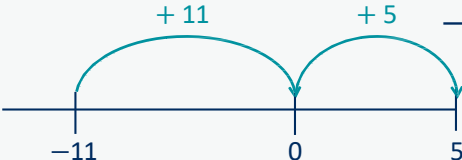
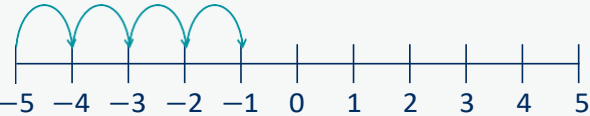
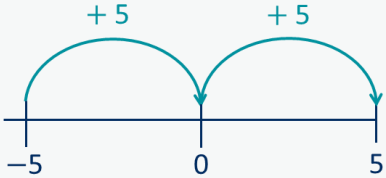
| Progression of skills   | Key representations  |
|---|--|
| <p><b>Add fractions with denominators that are a multiple of one another</b></p> <p>Encourage children to convert fractions to the same denominator before adding.</p> <p>Progress from adding fractions within 1 whole to adding fractions beyond 1 whole.</p> | <p>The denominator has been multiplied by ..., so the numerator needs to be multiplied by... for the fractions to be equivalent.</p> <div style="display: flex; justify-content: space-around; align-items: flex-start;"> <div style="text-align: center;">  <math display="block">\frac{1}{2} + \frac{1}{8} = \frac{4}{8} + \frac{1}{8} = \frac{5}{8}</math> </div> <div style="text-align: center;">  <math display="block">\frac{3}{4} + \frac{5}{8} = \frac{6}{8} + \frac{5}{8} = \frac{11}{8} = 1\frac{3}{8}</math> </div> </div> |

# Addition

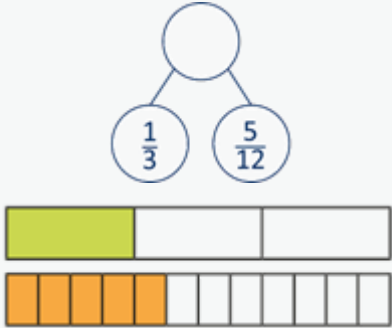
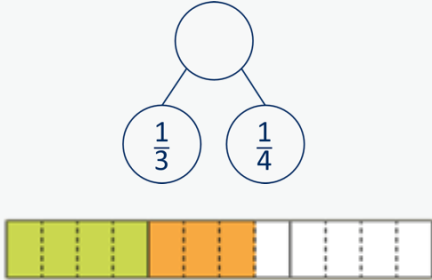
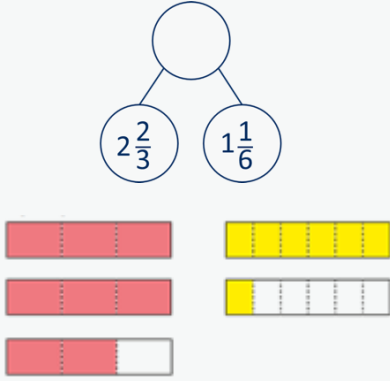
|   |   |       |      |     |      |   |   |   |   |   |   |   |   |   |   |   |   |   |   |   |   |   |   |   |   |   |   |   |   |   |   |   |   |   |   |   |   |   |   |   |   |   |   |   |   |  |  |  |  |  |  |   |  |   |       |     |       |  |   |   |   |   |   |  |  |   |   |   |   |   |   |  |   |   |  |  |  |  |   |  |  |   |   |  |  |  |  |   |   |   |   |   |  |   |  |  |   |  |   |   |   |  |  |  |  |  |  |   |   |   |   |   |  |  |  |  |  |   |   |  |  |  |  |  |  |
|---|---|-------|------|-----|------|---|---|---|---|---|---|---|---|---|---|---|---|---|---|---|---|---|---|---|---|---|---|---|---|---|---|---|---|---|---|---|---|---|---|---|---|---|---|---|---|--|--|--|--|--|--|---|--|---|-------|-----|-------|--|---|---|---|---|---|--|--|---|---|---|---|---|---|--|---|---|--|--|--|--|---|--|--|---|---|--|--|--|--|---|---|---|---|---|--|---|--|--|---|--|---|---|---|--|--|--|--|--|--|---|---|---|---|---|--|--|--|--|--|---|---|--|--|--|--|--|--|
| <p><b>Year 6</b></p>  | <ul style="list-style-type: none"> <li>• Add larger numbers, using the formal written method of columnar addition.</li> <li>• Use their knowledge of the order of operations to carry out calculations involving the 4 operations.</li> <li>• Calculate intervals across zero.</li> <li>• Add fractions with different denominators and mixed numbers, using the concept of equivalent fractions.</li> </ul>  |       |      |     |      |   |   |   |   |   |   |   |   |   |   |   |   |   |   |   |   |   |   |   |   |   |   |   |   |   |   |   |   |   |   |   |   |   |   |   |   |   |   |   |   |  |  |  |  |  |  |   |  |   |       |     |       |  |   |   |   |   |   |  |  |   |   |   |   |   |   |  |   |   |  |  |  |  |   |  |  |   |   |  |  |  |  |   |   |   |   |   |  |   |  |  |   |  |   |   |   |  |  |  |  |  |  |   |   |   |   |   |  |  |  |  |  |   |   |  |  |  |  |  |  |
| <p><b>Progression of skills</b></p>   | <p><b>Key representations</b></p>   |       |      |     |      |   |   |   |   |   |   |   |   |   |   |   |   |   |   |   |   |   |   |   |   |   |   |   |   |   |   |   |   |   |   |   |   |   |   |   |   |   |   |   |   |  |  |  |  |  |  |   |  |   |       |     |       |  |   |   |   |   |   |  |  |   |   |   |   |   |   |  |   |   |  |  |  |  |   |  |  |   |   |  |  |  |  |   |   |   |   |   |  |   |  |  |   |  |   |   |   |  |  |  |  |  |  |   |   |   |   |   |  |  |  |  |  |   |   |  |  |  |  |  |  |
| <p><b>Add integers up to 10 million</b></p> <p>Encourage children to estimate and use inverse operations to check answers to calculations.</p>  | <table border="1" style="display: inline-table; margin-right: 20px;"> <tr><td></td><td></td><td></td><td></td><td></td><td></td><td></td><td></td><td></td><td></td></tr> <tr><td></td><td></td><td>3</td><td>4</td><td>6</td><td>2</td><td>2</td><td>1</td><td></td><td></td></tr> <tr><td></td><td>+</td><td>1</td><td>8</td><td>4</td><td>3</td><td>2</td><td>1</td><td></td><td></td></tr> <tr><td></td><td></td><td>5</td><td>3</td><td>0</td><td>5</td><td>4</td><td>2</td><td></td><td></td></tr> <tr><td></td><td></td><td>1</td><td>1</td><td></td><td></td><td></td><td></td><td></td><td></td></tr> </table> <table border="1" style="display: inline-table; margin-right: 20px;"> <tr><td colspan="3" style="background-color: #f8d7da;">?</td></tr> <tr><td>2,354</td><td>750</td><td>1,500</td></tr> </table> <table border="1" style="display: inline-table;"> <tr><td></td><td></td><td></td><td></td><td></td><td></td><td></td><td></td><td></td><td></td></tr> <tr><td></td><td></td><td>8</td><td>1</td><td></td><td>8</td><td>5</td><td></td><td></td><td></td></tr> <tr><td></td><td>+</td><td></td><td></td><td>0</td><td>6</td><td></td><td></td><td></td><td></td></tr> <tr><td></td><td></td><td>9</td><td>9</td><td>5</td><td></td><td>8</td><td></td><td></td><td></td></tr> </table>   |       |      |     |      |   |   |   |   |   |   |   |   | 3 | 4 | 6 | 2 | 2 | 1 |   |   |   | + | 1 | 8 | 4 | 3 | 2 | 1 |   |   |   |   | 5 | 3 | 0 | 5 | 4 | 2 |   |   |   |   | 1 | 1 |  |  |  |  |  |  | ? |  |   | 2,354 | 750 | 1,500 |  |   |   |   |   |   |  |  |   |   |   |   | 8 | 1 |  | 8 | 5 |  |  |  |  | + |  |  | 0 | 6 |  |  |  |  |   |   | 9 | 9 | 5 |  | 8 |  |  |   |  |   |   |   |  |  |  |  |  |  |   |   |   |   |   |  |  |  |  |  |   |   |  |  |  |  |  |  |
|   |   |       |      |     |      |   |   |   |   |   |   |   |   |   |   |   |   |   |   |   |   |   |   |   |   |   |   |   |   |   |   |   |   |   |   |   |   |   |   |   |   |   |   |   |   |  |  |  |  |  |  |   |  |   |       |     |       |  |   |   |   |   |   |  |  |   |   |   |   |   |   |  |   |   |  |  |  |  |   |  |  |   |   |  |  |  |  |   |   |   |   |   |  |   |  |  |   |  |   |   |   |  |  |  |  |  |  |   |   |   |   |   |  |  |  |  |  |   |   |  |  |  |  |  |  |
|   |   | 3     | 4    | 6   | 2    | 2 | 1 |   |   |   |   |   |   |   |   |   |   |   |   |   |   |   |   |   |   |   |   |   |   |   |   |   |   |   |   |   |   |   |   |   |   |   |   |   |   |  |  |  |  |  |  |   |  |   |       |     |       |  |   |   |   |   |   |  |  |   |   |   |   |   |   |  |   |   |  |  |  |  |   |  |  |   |   |  |  |  |  |   |   |   |   |   |  |   |  |  |   |  |   |   |   |  |  |  |  |  |  |   |   |   |   |   |  |  |  |  |  |   |   |  |  |  |  |  |  |
|   | +   | 1     | 8    | 4   | 3    | 2 | 1 |   |   |   |   |   |   |   |   |   |   |   |   |   |   |   |   |   |   |   |   |   |   |   |   |   |   |   |   |   |   |   |   |   |   |   |   |   |   |  |  |  |  |  |  |   |  |   |       |     |       |  |   |   |   |   |   |  |  |   |   |   |   |   |   |  |   |   |  |  |  |  |   |  |  |   |   |  |  |  |  |   |   |   |   |   |  |   |  |  |   |  |   |   |   |  |  |  |  |  |  |   |   |   |   |   |  |  |  |  |  |   |   |  |  |  |  |  |  |
|   |   | 5     | 3    | 0   | 5    | 4 | 2 |   |   |   |   |   |   |   |   |   |   |   |   |   |   |   |   |   |   |   |   |   |   |   |   |   |   |   |   |   |   |   |   |   |   |   |   |   |   |  |  |  |  |  |  |   |  |   |       |     |       |  |   |   |   |   |   |  |  |   |   |   |   |   |   |  |   |   |  |  |  |  |   |  |  |   |   |  |  |  |  |   |   |   |   |   |  |   |  |  |   |  |   |   |   |  |  |  |  |  |  |   |   |   |   |   |  |  |  |  |  |   |   |  |  |  |  |  |  |
|   |   | 1     | 1    |     |      |   |   |   |   |   |   |   |   |   |   |   |   |   |   |   |   |   |   |   |   |   |   |   |   |   |   |   |   |   |   |   |   |   |   |   |   |   |   |   |   |  |  |  |  |  |  |   |  |   |       |     |       |  |   |   |   |   |   |  |  |   |   |   |   |   |   |  |   |   |  |  |  |  |   |  |  |   |   |  |  |  |  |   |   |   |   |   |  |   |  |  |   |  |   |   |   |  |  |  |  |  |  |   |   |   |   |   |  |  |  |  |  |   |   |  |  |  |  |  |  |
| ?   |   |       |      |     |      |   |   |   |   |   |   |   |   |   |   |   |   |   |   |   |   |   |   |   |   |   |   |   |   |   |   |   |   |   |   |   |   |   |   |   |   |   |   |   |   |  |  |  |  |  |  |   |  |   |       |     |       |  |   |   |   |   |   |  |  |   |   |   |   |   |   |  |   |   |  |  |  |  |   |  |  |   |   |  |  |  |  |   |   |   |   |   |  |   |  |  |   |  |   |   |   |  |  |  |  |  |  |   |   |   |   |   |  |  |  |  |  |   |   |  |  |  |  |  |  |
| 2,354   | 750   | 1,500 |      |     |      |   |   |   |   |   |   |   |   |   |   |   |   |   |   |   |   |   |   |   |   |   |   |   |   |   |   |   |   |   |   |   |   |   |   |   |   |   |   |   |   |  |  |  |  |  |  |   |  |   |       |     |       |  |   |   |   |   |   |  |  |   |   |   |   |   |   |  |   |   |  |  |  |  |   |  |  |   |   |  |  |  |  |   |   |   |   |   |  |   |  |  |   |  |   |   |   |  |  |  |  |  |  |   |   |   |   |   |  |  |  |  |  |   |   |  |  |  |  |  |  |
|   |   |       |      |     |      |   |   |   |   |   |   |   |   |   |   |   |   |   |   |   |   |   |   |   |   |   |   |   |   |   |   |   |   |   |   |   |   |   |   |   |   |   |   |   |   |  |  |  |  |  |  |   |  |   |       |     |       |  |   |   |   |   |   |  |  |   |   |   |   |   |   |  |   |   |  |  |  |  |   |  |  |   |   |  |  |  |  |   |   |   |   |   |  |   |  |  |   |  |   |   |   |  |  |  |  |  |  |   |   |   |   |   |  |  |  |  |  |   |   |  |  |  |  |  |  |
|   |   | 8     | 1    |     | 8    | 5 |   |   |   |   |   |   |   |   |   |   |   |   |   |   |   |   |   |   |   |   |   |   |   |   |   |   |   |   |   |   |   |   |   |   |   |   |   |   |   |  |  |  |  |  |  |   |  |   |       |     |       |  |   |   |   |   |   |  |  |   |   |   |   |   |   |  |   |   |  |  |  |  |   |  |  |   |   |  |  |  |  |   |   |   |   |   |  |   |  |  |   |  |   |   |   |  |  |  |  |  |  |   |   |   |   |   |  |  |  |  |  |   |   |  |  |  |  |  |  |
|   | +   |       |      | 0   | 6    |   |   |   |   |   |   |   |   |   |   |   |   |   |   |   |   |   |   |   |   |   |   |   |   |   |   |   |   |   |   |   |   |   |   |   |   |   |   |   |   |  |  |  |  |  |  |   |  |   |       |     |       |  |   |   |   |   |   |  |  |   |   |   |   |   |   |  |   |   |  |  |  |  |   |  |  |   |   |  |  |  |  |   |   |   |   |   |  |   |  |  |   |  |   |   |   |  |  |  |  |  |  |   |   |   |   |   |  |  |  |  |  |   |   |  |  |  |  |  |  |
|   |   | 9     | 9    | 5   |      | 8 |   |   |   |   |   |   |   |   |   |   |   |   |   |   |   |   |   |   |   |   |   |   |   |   |   |   |   |   |   |   |   |   |   |   |   |   |   |   |   |  |  |  |  |  |  |   |  |   |       |     |       |  |   |   |   |   |   |  |  |   |   |   |   |   |   |  |   |   |  |  |  |  |   |  |  |   |   |  |  |  |  |   |   |   |   |   |  |   |  |  |   |  |   |   |   |  |  |  |  |  |  |   |   |   |   |   |  |  |  |  |  |   |   |  |  |  |  |  |  |
| <p><b>Add decimals with up to 3 decimal places</b></p> <p>Progress to numbers with digits in different place value columns.</p> <p>Encourage children to check that they have lined up the columns correctly.</p> | <p>I do/do not need to make an exchange because ...</p> <table border="1" style="display: inline-table; margin-right: 20px;"> <tr><td style="background-color: #f8d7da;">0</td><td style="background-color: #fff3cd;">Tth</td><td style="background-color: #d4edda;">Hth</td><td style="background-color: #d1ecf1;">Thth</td></tr> <tr><td>1</td><td>1</td><td>1</td><td>1</td></tr> <tr><td>1</td><td>1</td><td>1</td><td>1</td></tr> <tr><td>1</td><td>1</td><td>1</td><td>1</td></tr> <tr><td>1</td><td>1</td><td>1</td><td>1</td></tr> <tr><td>1</td><td>1</td><td>1</td><td>1</td></tr> <tr><td>1</td><td>1</td><td>1</td><td>1</td></tr> <tr><td>1</td><td>1</td><td>1</td><td>1</td></tr> <tr><td>1</td><td>1</td><td>1</td><td>1</td></tr> <tr><td>1</td><td>1</td><td>1</td><td>1</td></tr> <tr><td>5</td><td>2</td><td>6</td><td>2</td></tr> </table> <table border="1" style="display: inline-table; margin-right: 20px;"> <tr><td></td><td></td><td></td><td></td><td></td><td></td></tr> <tr><td></td><td></td><td>3</td><td>1</td><td>0</td><td>8</td></tr> <tr><td></td><td>+</td><td>2</td><td>1</td><td>5</td><td>4</td></tr> <tr><td></td><td></td><td>5</td><td>2</td><td>6</td><td>2</td></tr> <tr><td></td><td></td><td></td><td></td><td>1</td><td></td></tr> </table> <table border="1" style="display: inline-table;"> <tr><td></td><td></td><td></td><td></td><td></td><td></td><td></td><td></td><td></td><td></td></tr> <tr><td></td><td></td><td>1</td><td>5</td><td>0</td><td>2</td><td>7</td><td></td><td></td><td></td></tr> <tr><td></td><td>+</td><td></td><td>9</td><td>5</td><td>8</td><td></td><td></td><td></td><td></td></tr> <tr><td></td><td></td><td>2</td><td>4</td><td>6</td><td>0</td><td>7</td><td></td><td></td><td></td></tr> <tr><td></td><td></td><td>1</td><td>1</td><td></td><td></td><td></td><td></td><td></td><td></td></tr> </table> | 0     | Tth  | Hth | Thth | 1 | 1 | 1 | 1 | 1 | 1 | 1 | 1 | 1 | 1 | 1 | 1 | 1 | 1 | 1 | 1 | 1 | 1 | 1 | 1 | 1 | 1 | 1 | 1 | 1 | 1 | 1 | 1 | 1 | 1 | 1 | 1 | 1 | 1 | 1 | 1 | 5 | 2 | 6 | 2 |  |  |  |  |  |  |   |  | 3 | 1     | 0   | 8     |  | + | 2 | 1 | 5 | 4 |  |  | 5 | 2 | 6 | 2 |   |   |  |   | 1 |  |  |  |  |   |  |  |   |   |  |  |  |  | 1 | 5 | 0 | 2 | 7 |  |   |  |  | + |  | 9 | 5 | 8 |  |  |  |  |  |  | 2 | 4 | 6 | 0 | 7 |  |  |  |  |  | 1 | 1 |  |  |  |  |  |  |
| 0   | Tth   | Hth   | Thth |     |      |   |   |   |   |   |   |   |   |   |   |   |   |   |   |   |   |   |   |   |   |   |   |   |   |   |   |   |   |   |   |   |   |   |   |   |   |   |   |   |   |  |  |  |  |  |  |   |  |   |       |     |       |  |   |   |   |   |   |  |  |   |   |   |   |   |   |  |   |   |  |  |  |  |   |  |  |   |   |  |  |  |  |   |   |   |   |   |  |   |  |  |   |  |   |   |   |  |  |  |  |  |  |   |   |   |   |   |  |  |  |  |  |   |   |  |  |  |  |  |  |
| 1   | 1   | 1     | 1    |     |      |   |   |   |   |   |   |   |   |   |   |   |   |   |   |   |   |   |   |   |   |   |   |   |   |   |   |   |   |   |   |   |   |   |   |   |   |   |   |   |   |  |  |  |  |  |  |   |  |   |       |     |       |  |   |   |   |   |   |  |  |   |   |   |   |   |   |  |   |   |  |  |  |  |   |  |  |   |   |  |  |  |  |   |   |   |   |   |  |   |  |  |   |  |   |   |   |  |  |  |  |  |  |   |   |   |   |   |  |  |  |  |  |   |   |  |  |  |  |  |  |
| 1   | 1   | 1     | 1    |     |      |   |   |   |   |   |   |   |   |   |   |   |   |   |   |   |   |   |   |   |   |   |   |   |   |   |   |   |   |   |   |   |   |   |   |   |   |   |   |   |   |  |  |  |  |  |  |   |  |   |       |     |       |  |   |   |   |   |   |  |  |   |   |   |   |   |   |  |   |   |  |  |  |  |   |  |  |   |   |  |  |  |  |   |   |   |   |   |  |   |  |  |   |  |   |   |   |  |  |  |  |  |  |   |   |   |   |   |  |  |  |  |  |   |   |  |  |  |  |  |  |
| 1   | 1   | 1     | 1    |     |      |   |   |   |   |   |   |   |   |   |   |   |   |   |   |   |   |   |   |   |   |   |   |   |   |   |   |   |   |   |   |   |   |   |   |   |   |   |   |   |   |  |  |  |  |  |  |   |  |   |       |     |       |  |   |   |   |   |   |  |  |   |   |   |   |   |   |  |   |   |  |  |  |  |   |  |  |   |   |  |  |  |  |   |   |   |   |   |  |   |  |  |   |  |   |   |   |  |  |  |  |  |  |   |   |   |   |   |  |  |  |  |  |   |   |  |  |  |  |  |  |
| 1   | 1   | 1     | 1    |     |      |   |   |   |   |   |   |   |   |   |   |   |   |   |   |   |   |   |   |   |   |   |   |   |   |   |   |   |   |   |   |   |   |   |   |   |   |   |   |   |   |  |  |  |  |  |  |   |  |   |       |     |       |  |   |   |   |   |   |  |  |   |   |   |   |   |   |  |   |   |  |  |  |  |   |  |  |   |   |  |  |  |  |   |   |   |   |   |  |   |  |  |   |  |   |   |   |  |  |  |  |  |  |   |   |   |   |   |  |  |  |  |  |   |   |  |  |  |  |  |  |
| 1   | 1   | 1     | 1    |     |      |   |   |   |   |   |   |   |   |   |   |   |   |   |   |   |   |   |   |   |   |   |   |   |   |   |   |   |   |   |   |   |   |   |   |   |   |   |   |   |   |  |  |  |  |  |  |   |  |   |       |     |       |  |   |   |   |   |   |  |  |   |   |   |   |   |   |  |   |   |  |  |  |  |   |  |  |   |   |  |  |  |  |   |   |   |   |   |  |   |  |  |   |  |   |   |   |  |  |  |  |  |  |   |   |   |   |   |  |  |  |  |  |   |   |  |  |  |  |  |  |
| 1   | 1   | 1     | 1    |     |      |   |   |   |   |   |   |   |   |   |   |   |   |   |   |   |   |   |   |   |   |   |   |   |   |   |   |   |   |   |   |   |   |   |   |   |   |   |   |   |   |  |  |  |  |  |  |   |  |   |       |     |       |  |   |   |   |   |   |  |  |   |   |   |   |   |   |  |   |   |  |  |  |  |   |  |  |   |   |  |  |  |  |   |   |   |   |   |  |   |  |  |   |  |   |   |   |  |  |  |  |  |  |   |   |   |   |   |  |  |  |  |  |   |   |  |  |  |  |  |  |
| 1   | 1   | 1     | 1    |     |      |   |   |   |   |   |   |   |   |   |   |   |   |   |   |   |   |   |   |   |   |   |   |   |   |   |   |   |   |   |   |   |   |   |   |   |   |   |   |   |   |  |  |  |  |  |  |   |  |   |       |     |       |  |   |   |   |   |   |  |  |   |   |   |   |   |   |  |   |   |  |  |  |  |   |  |  |   |   |  |  |  |  |   |   |   |   |   |  |   |  |  |   |  |   |   |   |  |  |  |  |  |  |   |   |   |   |   |  |  |  |  |  |   |   |  |  |  |  |  |  |
| 1   | 1   | 1     | 1    |     |      |   |   |   |   |   |   |   |   |   |   |   |   |   |   |   |   |   |   |   |   |   |   |   |   |   |   |   |   |   |   |   |   |   |   |   |   |   |   |   |   |  |  |  |  |  |  |   |  |   |       |     |       |  |   |   |   |   |   |  |  |   |   |   |   |   |   |  |   |   |  |  |  |  |   |  |  |   |   |  |  |  |  |   |   |   |   |   |  |   |  |  |   |  |   |   |   |  |  |  |  |  |  |   |   |   |   |   |  |  |  |  |  |   |   |  |  |  |  |  |  |
| 1   | 1   | 1     | 1    |     |      |   |   |   |   |   |   |   |   |   |   |   |   |   |   |   |   |   |   |   |   |   |   |   |   |   |   |   |   |   |   |   |   |   |   |   |   |   |   |   |   |  |  |  |  |  |  |   |  |   |       |     |       |  |   |   |   |   |   |  |  |   |   |   |   |   |   |  |   |   |  |  |  |  |   |  |  |   |   |  |  |  |  |   |   |   |   |   |  |   |  |  |   |  |   |   |   |  |  |  |  |  |  |   |   |   |   |   |  |  |  |  |  |   |   |  |  |  |  |  |  |
| 5   | 2   | 6     | 2    |     |      |   |   |   |   |   |   |   |   |   |   |   |   |   |   |   |   |   |   |   |   |   |   |   |   |   |   |   |   |   |   |   |   |   |   |   |   |   |   |   |   |  |  |  |  |  |  |   |  |   |       |     |       |  |   |   |   |   |   |  |  |   |   |   |   |   |   |  |   |   |  |  |  |  |   |  |  |   |   |  |  |  |  |   |   |   |   |   |  |   |  |  |   |  |   |   |   |  |  |  |  |  |  |   |   |   |   |   |  |  |  |  |  |   |   |  |  |  |  |  |  |
|   |   |       |      |     |      |   |   |   |   |   |   |   |   |   |   |   |   |   |   |   |   |   |   |   |   |   |   |   |   |   |   |   |   |   |   |   |   |   |   |   |   |   |   |   |   |  |  |  |  |  |  |   |  |   |       |     |       |  |   |   |   |   |   |  |  |   |   |   |   |   |   |  |   |   |  |  |  |  |   |  |  |   |   |  |  |  |  |   |   |   |   |   |  |   |  |  |   |  |   |   |   |  |  |  |  |  |  |   |   |   |   |   |  |  |  |  |  |   |   |  |  |  |  |  |  |
|   |   | 3     | 1    | 0   | 8    |   |   |   |   |   |   |   |   |   |   |   |   |   |   |   |   |   |   |   |   |   |   |   |   |   |   |   |   |   |   |   |   |   |   |   |   |   |   |   |   |  |  |  |  |  |  |   |  |   |       |     |       |  |   |   |   |   |   |  |  |   |   |   |   |   |   |  |   |   |  |  |  |  |   |  |  |   |   |  |  |  |  |   |   |   |   |   |  |   |  |  |   |  |   |   |   |  |  |  |  |  |  |   |   |   |   |   |  |  |  |  |  |   |   |  |  |  |  |  |  |
|   | +   | 2     | 1    | 5   | 4    |   |   |   |   |   |   |   |   |   |   |   |   |   |   |   |   |   |   |   |   |   |   |   |   |   |   |   |   |   |   |   |   |   |   |   |   |   |   |   |   |  |  |  |  |  |  |   |  |   |       |     |       |  |   |   |   |   |   |  |  |   |   |   |   |   |   |  |   |   |  |  |  |  |   |  |  |   |   |  |  |  |  |   |   |   |   |   |  |   |  |  |   |  |   |   |   |  |  |  |  |  |  |   |   |   |   |   |  |  |  |  |  |   |   |  |  |  |  |  |  |
|   |   | 5     | 2    | 6   | 2    |   |   |   |   |   |   |   |   |   |   |   |   |   |   |   |   |   |   |   |   |   |   |   |   |   |   |   |   |   |   |   |   |   |   |   |   |   |   |   |   |  |  |  |  |  |  |   |  |   |       |     |       |  |   |   |   |   |   |  |  |   |   |   |   |   |   |  |   |   |  |  |  |  |   |  |  |   |   |  |  |  |  |   |   |   |   |   |  |   |  |  |   |  |   |   |   |  |  |  |  |  |  |   |   |   |   |   |  |  |  |  |  |   |   |  |  |  |  |  |  |
|   |   |       |      | 1   |      |   |   |   |   |   |   |   |   |   |   |   |   |   |   |   |   |   |   |   |   |   |   |   |   |   |   |   |   |   |   |   |   |   |   |   |   |   |   |   |   |  |  |  |  |  |  |   |  |   |       |     |       |  |   |   |   |   |   |  |  |   |   |   |   |   |   |  |   |   |  |  |  |  |   |  |  |   |   |  |  |  |  |   |   |   |   |   |  |   |  |  |   |  |   |   |   |  |  |  |  |  |  |   |   |   |   |   |  |  |  |  |  |   |   |  |  |  |  |  |  |
|   |   |       |      |     |      |   |   |   |   |   |   |   |   |   |   |   |   |   |   |   |   |   |   |   |   |   |   |   |   |   |   |   |   |   |   |   |   |   |   |   |   |   |   |   |   |  |  |  |  |  |  |   |  |   |       |     |       |  |   |   |   |   |   |  |  |   |   |   |   |   |   |  |   |   |  |  |  |  |   |  |  |   |   |  |  |  |  |   |   |   |   |   |  |   |  |  |   |  |   |   |   |  |  |  |  |  |  |   |   |   |   |   |  |  |  |  |  |   |   |  |  |  |  |  |  |
|   |   | 1     | 5    | 0   | 2    | 7 |   |   |   |   |   |   |   |   |   |   |   |   |   |   |   |   |   |   |   |   |   |   |   |   |   |   |   |   |   |   |   |   |   |   |   |   |   |   |   |  |  |  |  |  |  |   |  |   |       |     |       |  |   |   |   |   |   |  |  |   |   |   |   |   |   |  |   |   |  |  |  |  |   |  |  |   |   |  |  |  |  |   |   |   |   |   |  |   |  |  |   |  |   |   |   |  |  |  |  |  |  |   |   |   |   |   |  |  |  |  |  |   |   |  |  |  |  |  |  |
|   | +   |       | 9    | 5   | 8    |   |   |   |   |   |   |   |   |   |   |   |   |   |   |   |   |   |   |   |   |   |   |   |   |   |   |   |   |   |   |   |   |   |   |   |   |   |   |   |   |  |  |  |  |  |  |   |  |   |       |     |       |  |   |   |   |   |   |  |  |   |   |   |   |   |   |  |   |   |  |  |  |  |   |  |  |   |   |  |  |  |  |   |   |   |   |   |  |   |  |  |   |  |   |   |   |  |  |  |  |  |  |   |   |   |   |   |  |  |  |  |  |   |   |  |  |  |  |  |  |
|   |   | 2     | 4    | 6   | 0    | 7 |   |   |   |   |   |   |   |   |   |   |   |   |   |   |   |   |   |   |   |   |   |   |   |   |   |   |   |   |   |   |   |   |   |   |   |   |   |   |   |  |  |  |  |  |  |   |  |   |       |     |       |  |   |   |   |   |   |  |  |   |   |   |   |   |   |  |   |   |  |  |  |  |   |  |  |   |   |  |  |  |  |   |   |   |   |   |  |   |  |  |   |  |   |   |   |  |  |  |  |  |  |   |   |   |   |   |  |  |  |  |  |   |   |  |  |  |  |  |  |
|   |   | 1     | 1    |     |      |   |   |   |   |   |   |   |   |   |   |   |   |   |   |   |   |   |   |   |   |   |   |   |   |   |   |   |   |   |   |   |   |   |   |   |   |   |   |   |   |  |  |  |  |  |  |   |  |   |       |     |       |  |   |   |   |   |   |  |  |   |   |   |   |   |   |  |   |   |  |  |  |  |   |  |  |   |   |  |  |  |  |   |   |   |   |   |  |   |  |  |   |  |   |   |   |  |  |  |  |  |  |   |   |   |   |   |  |  |  |  |  |   |   |  |  |  |  |  |  |



# Addition

| Progression of skills   | Key representations  |   |
|---|--|---|
| <p><b>Order of operations</b></p> <p>Calculations in brackets should be done first. Multiplication and division should be performed before addition and subtraction. *When no brackets are shown and the operations have the same priority, work left to right.</p> | <p>... has greater priority than ..., so the first part of the calculation I need to do is ...</p> <div style="display: flex; justify-content: space-around; align-items: center;"> <div style="text-align: center;">  </div> <div style="text-align: center;">  <p><math>(3 + 4) \times 2 = 14</math></p> </div> <div style="text-align: center;">  <p><math>3 + 4 \times 2 = 11</math></p> </div> </div> <div style="display: flex; justify-content: center; align-items: center; margin-top: 20px;"> <div style="text-align: center;">  <p><math>3 \times 4 + 2 = 14</math></p> </div> </div> |   |
| <p><b>Negative numbers</b></p> <p>Children add to negative numbers and carry out calculations which cross 0</p>   | <p>... plus ... is equal to ...</p> <div style="display: flex; justify-content: space-around; align-items: center;"> <div style="text-align: center;">  <p><math>-3 + 5 = 2</math></p> </div> </div> <div style="display: flex; justify-content: space-around; align-items: center; margin-top: 20px;"> <div style="text-align: center;">  <p><math>-11 + 16 = 5</math></p> </div> </div>  | <div style="text-align: center;">  <p>The difference between <math>-5</math> and <math>-1</math> is <math>4</math></p> </div> <div style="text-align: center; margin-top: 20px;">  <p>The difference between <math>-5</math> and <math>5</math> is <math>10</math></p> </div> |

# Addition

| Progression of skills   | Key representations   |  |  |
|---|---|--|--|
| <p><b>Add fractions</b></p> <p>Convert fractions to the same denominator before adding. Progress from fractions where one denominator is a multiple of the other, to any fractions and then to mixed numbers.</p> | <p>The denominator has been multiplied by ..., so the numerator needs to be multiplied by ...</p>  | <p>The lowest common multiple of ... and ... is ...</p>  $\frac{1}{3} + \frac{1}{4} = \frac{4}{12} + \frac{3}{12} = \frac{7}{12}$ | <p>...is made up of ... wholes and ...</p>  |

# Progression of skills - Subtraction

| Year group | Skill   |
|------------|---|
| Nursery    | <ul style="list-style-type: none"><li>• Subitise to 3</li><li>• Count how many</li><li>• Make numbers to 5</li><li>• Take 1 away (through songs and rhymes)</li></ul>                       |
| Reception  | <ul style="list-style-type: none"><li>• Conceptually subitise to 5</li><li>• 1 less</li><li>• Notice the composition of numbers within 10</li><li>• Partition</li><li>• Take away</li></ul> |
| Year 1     | <ul style="list-style-type: none"><li>• Find a part</li><li>• Take away</li><li>• Bonds within 10</li><li>• Related facts within 20</li><li>• Missing numbers</li></ul>                     |

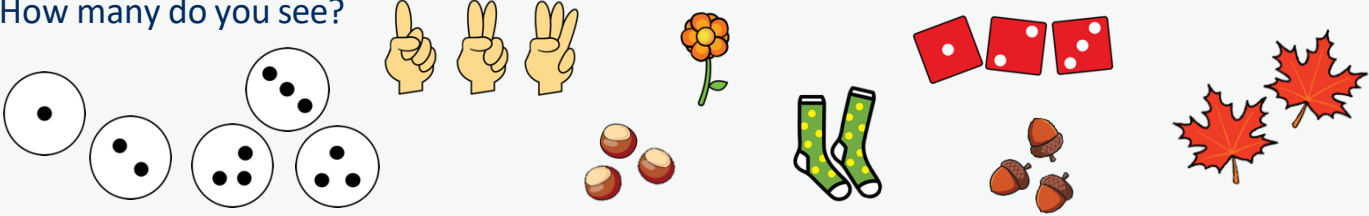





# Progression of skills - Subtraction

| Year group | Skill  |
|------------|--|
| Year 2     | <ul style="list-style-type: none"><li>• Subtract 1s from any number (related facts)</li><li>• Subtract across a 10</li><li>• Subtract multiples of 10</li><li>• Subtract 10s from any number</li><li>• Subtract two 2-digit numbers (not across a ten)</li><li>• Subtract two 2-digit numbers (across a ten)</li><li>• Missing numbers</li></ul> |
| Year 3     | <ul style="list-style-type: none"><li>• Subtract 1s, 10s and 100s from a 3-digit number</li><li>• Subtract two numbers (no exchange)</li><li>• Subtract two numbers across a 10 or 100</li><li>• Complements to 100</li><li>• Subtract fractions with the same denominator within 1 whole</li></ul>  |

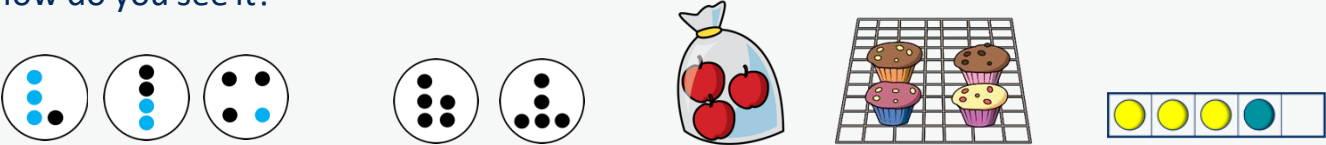
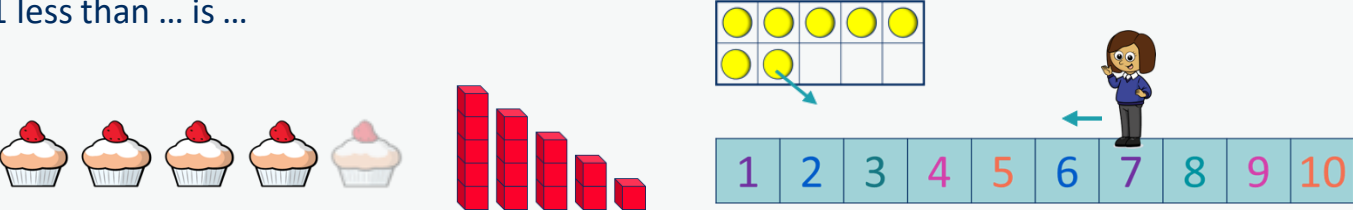
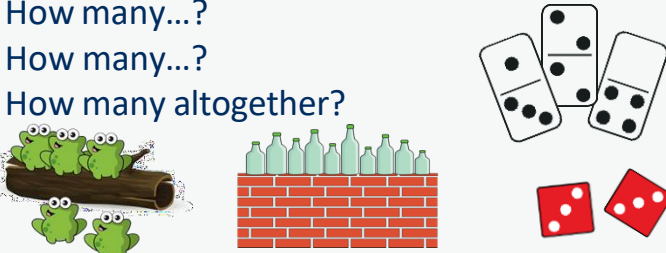
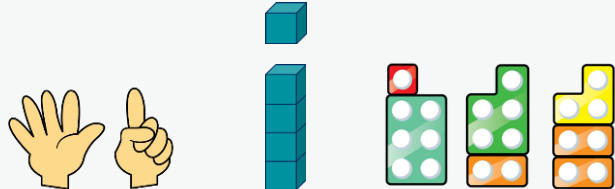
# Progression of skills - Subtraction

| Year group | Skill  |
|------------|--|
| Year 4     | <ul style="list-style-type: none"><li>• Subtract 1s, 10s, 100s and 1,000s from a 4-digit number</li><li>• Subtract up to two 4-digit numbers</li><li>• Subtract decimal numbers in the context of money</li><li>• Subtract fractions and mixed numbers with the same denominator</li></ul>                       |
| Year 5     | <ul style="list-style-type: none"><li>• Subtract whole numbers with more than 4 digits</li><li>• Subtract using mental strategies</li><li>• Subtract decimals with up to 2 decimal places</li><li>• Complements to 1</li><li>• Subtract fractions with denominators that are a multiple of one another</li></ul> |
| Year 6     | <ul style="list-style-type: none"><li>• Subtract integers up to 10 million</li><li>• Subtract decimals with up to 3 decimal places</li><li>• Order of operations</li><li>• Negative numbers</li><li>• Subtract fractions</li></ul>   |

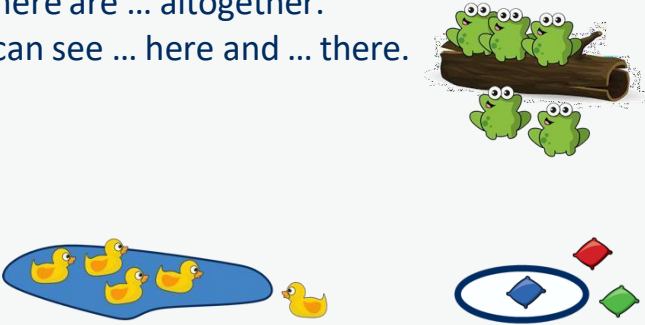
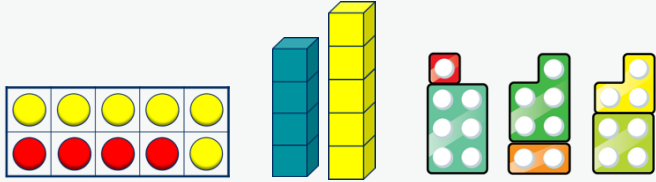

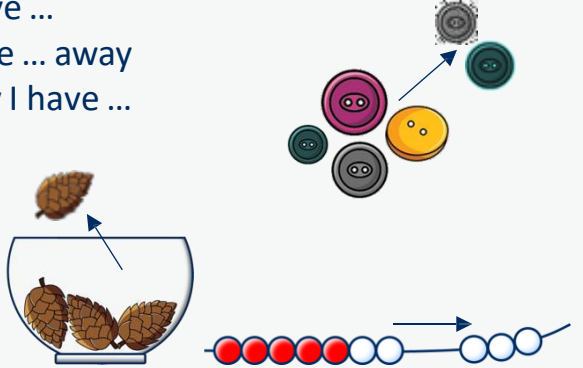
# Subtraction

|  |  |   |
|--|--|---|
| <p><b>Nursery</b></p>  | <ul style="list-style-type: none"> <li>• Begin to have an understanding of numbers to 5</li> <li>• We recommend focusing on noticing and representing small quantities, perceptual subitising and counting.</li> </ul> |   |
| <p><b>Progression of skills</b></p>  | <p><b>Key representations</b></p>  |   |
| <p><b>Subitise to 3</b></p> <p>Instantly see how many.</p>                           | <p>How many do you see?</p>    |   |
| <p><b>Count how many</b></p> <p>Begin to count objects using 1-1 correspondence.</p> | <p>How many are there?</p> <p>1 2 3 4 5</p>    | <p>Count out ... from a larger group.<br/>E.g. Collect a cup for everyone at the table.</p>  |
| <p><b>Make numbers to 5</b></p> <p>Start by showing 1, 2 and 3 using fingers.</p>    | <p>Show me...</p>   | <p>Begin to link numerals to quantities.</p>    |
| <p><b>Take 1 away</b></p> <p>Through stories, songs and rhymes.</p>                  | <p>How many do we have now?</p>    |   |

# Subtraction

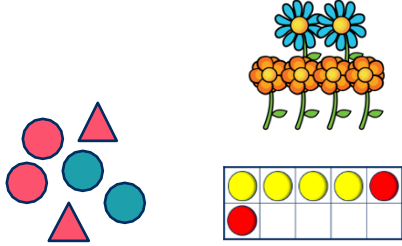
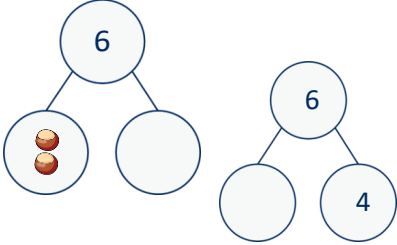
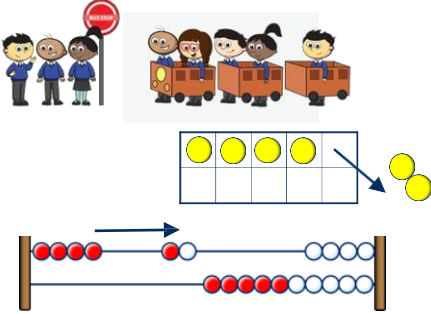
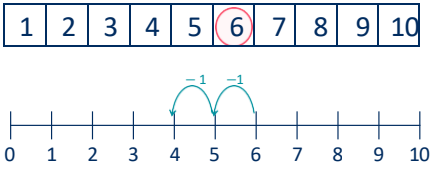
|   |   |   |
|---|---|---|
| <p><b>Reception</b></p>   | <ul style="list-style-type: none"> <li>• Have a deep understanding of number to 10, including the composition of each number.</li> <li>• Subitise (recognise quantities without counting) up to 5</li> <li>• Automatically recall (without reference to rhymes, counting or other aids) number bonds up to 5 (and some subtraction facts) and some number bonds to 10, including double facts.</li> </ul> |   |
| <p><b>Progression of skills</b></p>   | <p><b>Key representations</b></p>   |   |
| <p><b>Conceptually subitise to 5</b></p> <p>Notice the parts that make up the whole.</p>            | <p>What do you see?<br/>How do you see it?</p>    |   |
| <p><b>1 less</b></p> <p>Continue to link to stories, songs and rhymes.</p>                          | <p>1 less than ... is ...</p>    |   |
| <p><b>Notice the composition of numbers within 10</b></p> <p>Link to stories, songs and rhymes.</p> | <p>How many...?<br/>How many...?<br/>How many altogether?</p>   | <p>How many ways can you make...?</p>  |

# Subtraction

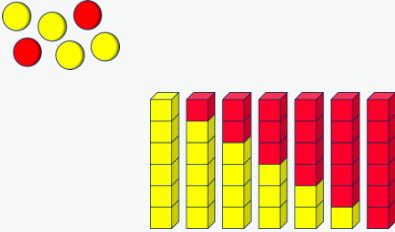
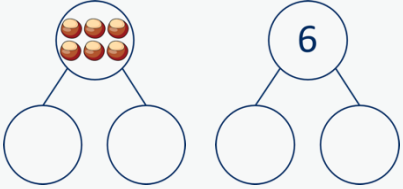
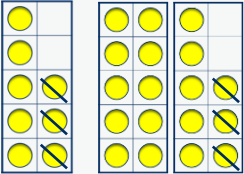
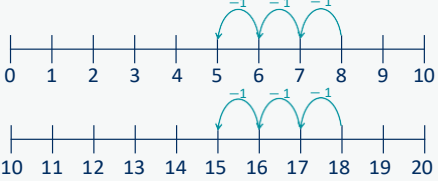

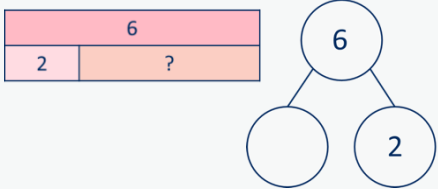

| Progression of skills  | Key representations   |   |
|--|---|---|
| <p><b>Partition</b></p> <p>Using objects, explore different ways to partition a number into 2 or more parts.</p> | <p>There are ... altogether.<br/>I can see ... here and ... there.</p>  | <p>... and ... make ...</p>                                |
| <p><b>Take away</b></p> <p>A quantity is reduced.</p>  | <p>First... Then... Now...</p>   | <p>I have ...<br/>I take ... away<br/>Now I have ...</p>  |



# Subtraction

|   |   |  |   |
|---|---|--|---|
| <p><b>Year 1</b></p>  | <ul style="list-style-type: none"> <li>• Read, write and interpret mathematical statements involving subtraction (–) and equals (=) signs.</li> <li>• Represent and use number bonds and related subtraction facts within 20</li> <li>• Subtract one-digit and two-digit numbers to 20, including zero.</li> <li>• Solve one-step problems that involve subtraction, using concrete <small>objects and pictorial</small> representations, and missing number problems such as <math>7 = \square - 9</math></li> </ul> |  |   |
| <p><b>Progression of skills</b></p>   | <p><b>Key representations</b></p>   |  |   |
| <p><b>Find a part</b></p> <p>Link to number bonds and known facts. E.g. <math>2 + 4 = 6</math> so if 6 is the whole and 4 is a part, the other part must be 2</p> | <p>There are ... in total.<br/>... are ...<br/>How many are <b>not</b> ...?</p>   | <p>... is the whole.<br/>... is a part.<br/>... is a part.</p>  | <p>... subtract ... is equal to ...<br/>... is equal to ... – ...</p> $6 - 2 = 4$ $6 - 4 = 2$ $4 = 6 - 2$ $2 = 6 - 4$ |
| <p><b>Take away</b></p> <p>A quantity is decreased.</p>   | <p>First... Then... Now...</p>    | <p>I start at ...<br/>I jump back ...<br/>I land on ...</p>   | <p>... minus ... is equal to ...<br/>... is equal to ... – ...</p> $6 - 2 = 4$ $6 - 4 = 2$ $4 = 6 - 2$ $2 = 6 - 4$    |

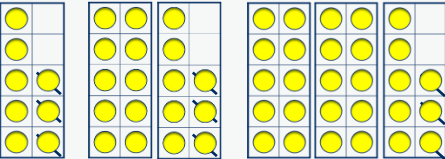
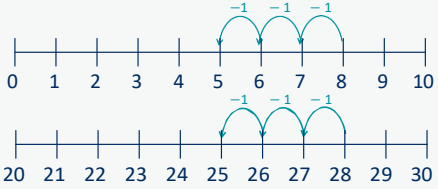
# Subtraction

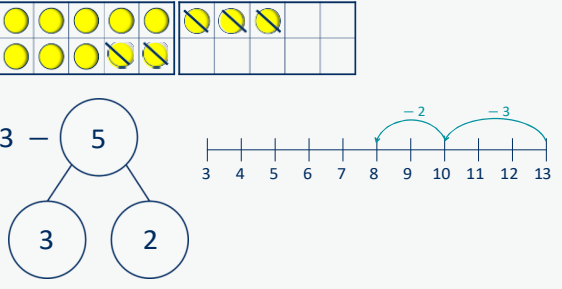
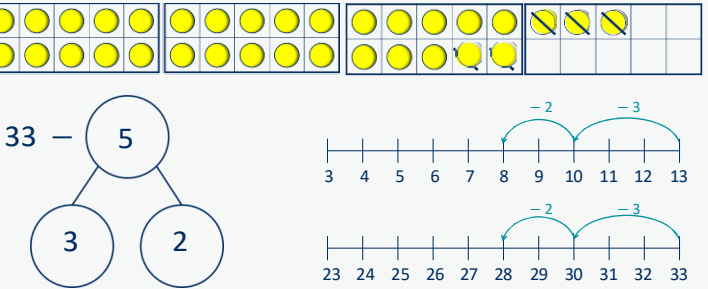
| Progression of skills  | Key representations   |   |  |
|--|---|---|--|
| <p><b>Bonds within 10</b></p> <p>Focus on subtraction facts.</p> <p>Encourage children to notice patterns.</p> | <p>... is made of ... and ...<br/>... and ... make ...</p>        | <p>... can be partitioned into ...<br/>and ...</p>                         | <p>... minus ... is equal to ...</p> $6 - 0 = 6$ $6 - 1 = 5$ $6 - 2 = 4$ $6 - 3 = 3$ $6 - 4 = 2$ $6 - 5 = 1$ $6 - 6 = 0$                                       |
| <p><b>Related facts within 20</b></p> <p>Make links to known facts.</p>  | <p>I know that ... minus ... = ...<br/>so ... minus ... = ...</p>  | <p>... less than ... is ...<br/>so ... less than ... is ...</p>            | <p>What patterns do you notice?</p> $8 - 3 = 5$ $18 - 3 = 15$<br>$5 = 8 - 3$ $15 = 18 - 3$   |
| <p><b>Missing numbers</b></p> <p>Make links to known facts.</p>  | <p>How many do you need to subtract to make ...?</p>             | <p>If ... is the whole and ... is a part, the other part must be...</p>  | <p>... minus ... is equal to ...</p> $6 - \square = 2$ $2 = 6 - \square$  |

# Subtraction

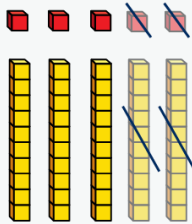
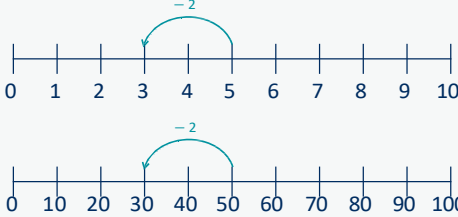
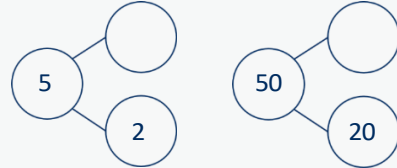
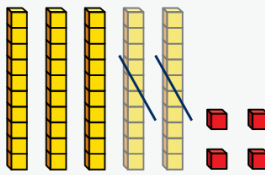
|  |  |
|--|--|
|  | <ul style="list-style-type: none"> <li>Recall and use subtraction facts to 20 fluently, and derive and use related facts up to 100</li> <li>Subtract numbers using concrete objects, pictorial representations, and mentally, including:             <ul style="list-style-type: none"> <li>a two-digit number and 1s</li> <li>a two-digit number and 10s</li> <li>2 two-digit numbers</li> </ul> </li> <li>Recognise and use the inverse relationship between addition and subtraction and use this to check calculations and solve missing number problems.</li> </ul> |
|--|--|

| Progression of skills | Key representations |
|-----------------------|---------------------|
|-----------------------|---------------------|

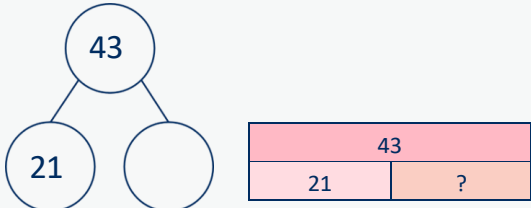
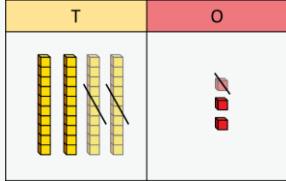
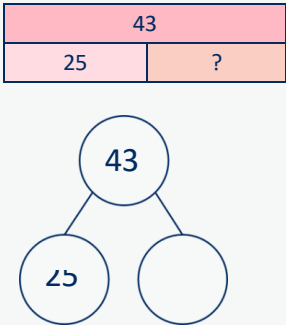
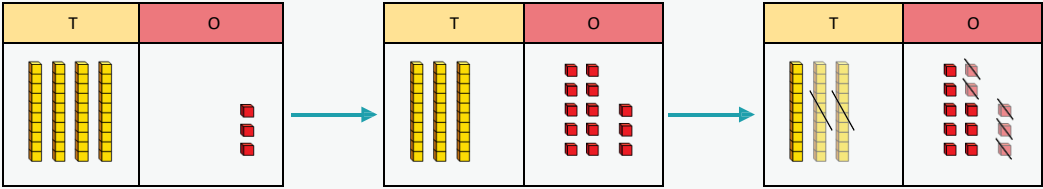
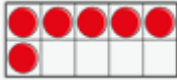
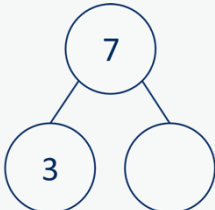
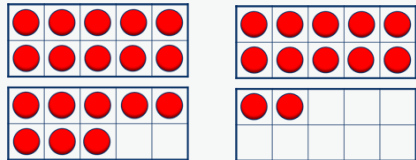
|   |  |   |   |
|---|--|---|---|
| <p><b>Subtract ones from any number</b><br/>(related facts)</p> <p>Make links to known facts.</p> | <p>I know that ... minus ... = ...<br/>so ... minus ... = ...</p>  | <p>... less than ... is ...<br/>so ... less than ... is ...</p>  | <p>What do you notice?<br/>Can you continue the pattern?</p> $8 - 3 = 5$ $18 - 3 = 15$ $28 - 3 = 25...$ |
|---|--|---|---|

|  |   |   |
|--|---|---|
| <p><b>Subtract across a 10</b></p> <p>Partition the number being subtracted to bridge through a ten.</p> | <p>... can be partitioned into ... and ...</p>  | <p>Make links with related facts.</p>  |
|--|---|---|

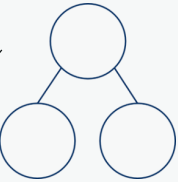
# Subtraction

| Progression of skills   | Key representations   |   |   |    |    |    |    |    |    |    |   |    |    |    |    |    |    |    |    |    |    |    |    |    |    |    |    |    |    |    |    |    |    |    |    |    |    |    |    |    |    |    |    |    |    |    |    |    |    |    |    |    |    |    |    |    |    |    |    |    |    |    |  |
|---|---|---|---|----|----|----|----|----|----|----|---|----|----|----|----|----|----|----|----|----|----|----|----|----|----|----|----|----|----|----|----|----|----|----|----|----|----|----|----|----|----|----|----|----|----|----|----|----|----|----|----|----|----|----|----|----|----|----|----|----|----|----|--|
| <p><b>Subtract multiples of 10</b></p> <p>Make links to known facts within ten.</p> | <p>... ones – ... ones = ... ones<br/>so ... tens – ... tens = ... tens</p>  <p><math>5 - 2 = 3</math><br/><math>50 - 20 = 30</math></p> | <p>What is the same?<br/>What is different?</p>    |  <table border="1" data-bbox="1626 492 1895 649"> <tr> <td colspan="2">5</td> </tr> <tr> <td>2</td> <td>?</td> </tr> <tr> <td colspan="2">50</td> </tr> <tr> <td>20</td> <td>?</td> </tr> </table> | 5  |    | 2  | ?  | 50 |    | 20 | ? |    |    |    |    |    |    |    |    |    |    |    |    |    |    |    |    |    |    |    |    |    |    |    |    |    |    |    |    |    |    |    |    |    |    |    |    |    |    |    |    |    |    |    |    |    |    |    |    |    |    |    |  |
| 5   |   |   |   |    |    |    |    |    |    |    |   |    |    |    |    |    |    |    |    |    |    |    |    |    |    |    |    |    |    |    |    |    |    |    |    |    |    |    |    |    |    |    |    |    |    |    |    |    |    |    |    |    |    |    |    |    |    |    |    |    |    |    |  |
| 2   | ?   |   |   |    |    |    |    |    |    |    |   |    |    |    |    |    |    |    |    |    |    |    |    |    |    |    |    |    |    |    |    |    |    |    |    |    |    |    |    |    |    |    |    |    |    |    |    |    |    |    |    |    |    |    |    |    |    |    |    |    |    |    |  |
| 50  |   |   |   |    |    |    |    |    |    |    |   |    |    |    |    |    |    |    |    |    |    |    |    |    |    |    |    |    |    |    |    |    |    |    |    |    |    |    |    |    |    |    |    |    |    |    |    |    |    |    |    |    |    |    |    |    |    |    |    |    |    |    |  |
| 20  | ?   |   |   |    |    |    |    |    |    |    |   |    |    |    |    |    |    |    |    |    |    |    |    |    |    |    |    |    |    |    |    |    |    |    |    |    |    |    |    |    |    |    |    |    |    |    |    |    |    |    |    |    |    |    |    |    |    |    |    |    |    |    |  |
| <p><b>Subtract 10s from any number</b></p> <p>Make links to known facts.</p>        | <p>... tens – ... tens = ... tens<br/>... tens and ... ones = ...</p>   | <p>To subtract ... I need to subtract 10 ... times.</p> <table border="1" data-bbox="1087 842 1481 1063"> <tr><td>1</td><td>2</td><td>3</td><td>4</td><td>5</td><td>6</td><td>7</td><td>8</td><td>9</td><td>10</td></tr> <tr><td>11</td><td>12</td><td>13</td><td>14</td><td>15</td><td>16</td><td>17</td><td>18</td><td>19</td><td>20</td></tr> <tr><td>21</td><td>22</td><td>23</td><td>24</td><td>25</td><td>26</td><td>27</td><td>28</td><td>29</td><td>30</td></tr> <tr><td>31</td><td>32</td><td>33</td><td>34</td><td>35</td><td>36</td><td>37</td><td>38</td><td>39</td><td>40</td></tr> <tr><td>41</td><td>42</td><td>43</td><td>44</td><td>45</td><td>46</td><td>47</td><td>48</td><td>49</td><td>50</td></tr> <tr><td>51</td><td>52</td><td>53</td><td>54</td><td>55</td><td>56</td><td>57</td><td>58</td><td>59</td><td>60</td></tr> </table> | 1   | 2  | 3  | 4  | 5  | 6  | 7  | 8  | 9 | 10 | 11 | 12 | 13 | 14 | 15 | 16 | 17 | 18 | 19 | 20 | 21 | 22 | 23 | 24 | 25 | 26 | 27 | 28 | 29 | 30 | 31 | 32 | 33 | 34 | 35 | 36 | 37 | 38 | 39 | 40 | 41 | 42 | 43 | 44 | 45 | 46 | 47 | 48 | 49 | 50 | 51 | 52 | 53 | 54 | 55 | 56 | 57 | 58 | 59 | 60 | <p>I know that ... minus ... = ...<br/>so ... minus ... = ...</p> <p><math>50 - 20 = 30</math><br/><math>54 - 20 = 34</math></p> |
| 1   | 2   | 3   | 4   | 5  | 6  | 7  | 8  | 9  | 10 |    |   |    |    |    |    |    |    |    |    |    |    |    |    |    |    |    |    |    |    |    |    |    |    |    |    |    |    |    |    |    |    |    |    |    |    |    |    |    |    |    |    |    |    |    |    |    |    |    |    |    |    |    |  |
| 11  | 12  | 13  | 14  | 15 | 16 | 17 | 18 | 19 | 20 |    |   |    |    |    |    |    |    |    |    |    |    |    |    |    |    |    |    |    |    |    |    |    |    |    |    |    |    |    |    |    |    |    |    |    |    |    |    |    |    |    |    |    |    |    |    |    |    |    |    |    |    |    |  |
| 21  | 22  | 23  | 24  | 25 | 26 | 27 | 28 | 29 | 30 |    |   |    |    |    |    |    |    |    |    |    |    |    |    |    |    |    |    |    |    |    |    |    |    |    |    |    |    |    |    |    |    |    |    |    |    |    |    |    |    |    |    |    |    |    |    |    |    |    |    |    |    |    |  |
| 31  | 32  | 33  | 34  | 35 | 36 | 37 | 38 | 39 | 40 |    |   |    |    |    |    |    |    |    |    |    |    |    |    |    |    |    |    |    |    |    |    |    |    |    |    |    |    |    |    |    |    |    |    |    |    |    |    |    |    |    |    |    |    |    |    |    |    |    |    |    |    |    |  |
| 41  | 42  | 43  | 44  | 45 | 46 | 47 | 48 | 49 | 50 |    |   |    |    |    |    |    |    |    |    |    |    |    |    |    |    |    |    |    |    |    |    |    |    |    |    |    |    |    |    |    |    |    |    |    |    |    |    |    |    |    |    |    |    |    |    |    |    |    |    |    |    |    |  |
| 51  | 52  | 53  | 54  | 55 | 56 | 57 | 58 | 59 | 60 |    |   |    |    |    |    |    |    |    |    |    |    |    |    |    |    |    |    |    |    |    |    |    |    |    |    |    |    |    |    |    |    |    |    |    |    |    |    |    |    |    |    |    |    |    |    |    |    |    |    |    |    |    |  |

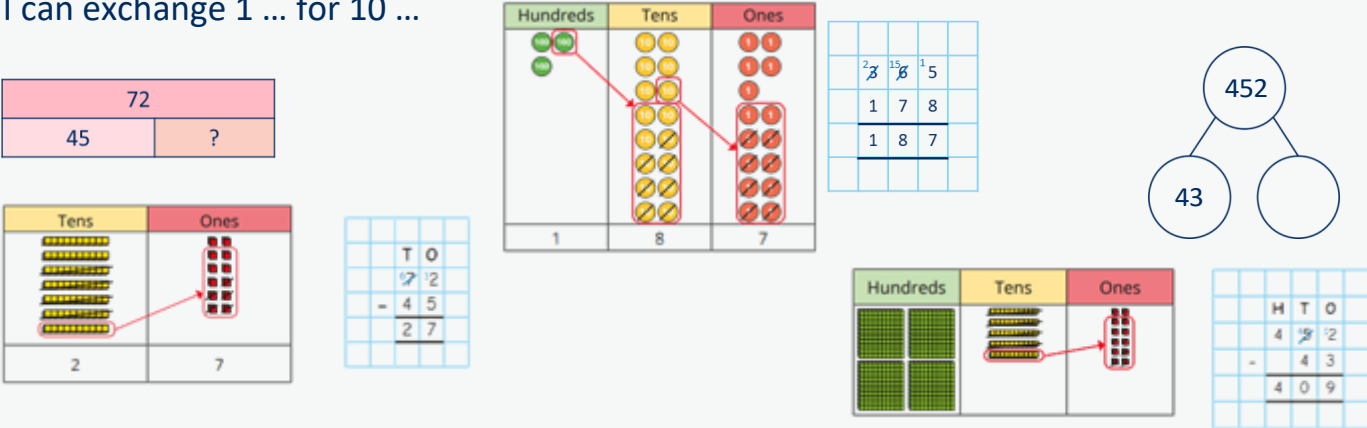
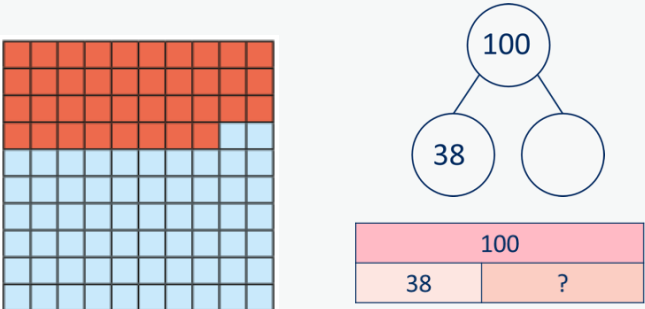
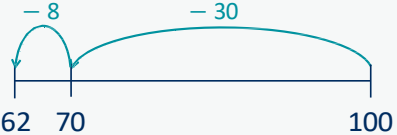
# Subtraction

| Progression of skills   | Key representations   |  |  |
|---|---|--|--|
| <p><b>Subtract two 2-digit numbers</b><br/>(not across a ten)</p>   | <p>... ones – ... ones = ... ones<br/>... tens – ... tens = ... tens</p>   <p>3 ones – 1 one = 2 ones<br/>4 tens – 2 tens = 2 tens<br/>2 tens and 2 ones = 22</p>  |  |  |
| <p><b>Subtract two 2-digit numbers</b><br/>(across a ten)</p> <p>Begin to exchange 1 ten for 10 ones.</p> | <p>I need to make an exchange because I do not have enough ones to subtract ... ones.</p>   <p>3 ones – 5 ones<br/>(I need to exchange 1 ten for 10 ones)</p> <p>13 ones – 5 ones = 8 ones<br/>3 tens – 2 tens = 1 ten<br/>1 ten and 8 ones = 18</p> |  |  |
| <p><b>Missing numbers</b></p> <p>Solve missing number problems and use the inverse to check.</p>          | <p>How many do you need to subtract to make ...?</p>  <p><math>10 - \square = 6</math><br/><math>6 + \square = 10</math></p>   | <p>If ... is a whole and ... is a part, then ... is the other part.</p> <p><math>7 - 3 = \square</math><br/><math>\square + 3 = 7</math></p>  | <p>... can be partitioned into ... and ...</p> <p><math>18 - \square = 12 + 2</math></p>  |




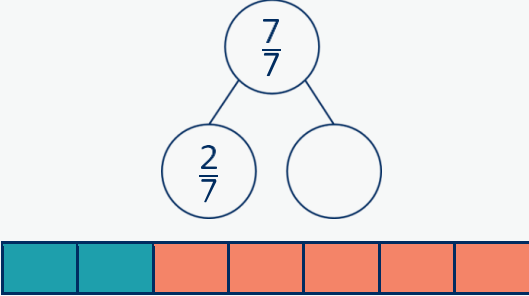
# Subtraction

| <p><b>Year 3</b></p>  | <ul style="list-style-type: none"> <li>Subtract numbers mentally, including: a three-digit number and ones, a three-digit number and tens, a three-digit number and hundreds.</li> <li>Subtract numbers with up to three digits, using formal written methods.</li> <li>Subtract fractions with the same denominator within 1 whole.</li> </ul>  |          |      |      |  |     |  |     |   |          |      |      |  |   |  |  |  |  |  |   |   |   |  |   |   |   |   |   |   |   |  |  |  |  |
|---|--|----------|------|------|--|-----|--|-----|---|----------|------|------|--|---|--|--|--|--|--|---|---|---|--|---|---|---|---|---|---|---|--|--|--|--|
| <p><b>Progression of skills</b></p>   | <p><b>Key representations</b></p>  |          |      |      |  |     |  |     |   |          |      |      |  |   |  |  |  |  |  |   |   |   |  |   |   |   |   |   |   |   |  |  |  |  |
| <p><b>Subtract 1s, 10s and 100s from a 3-digit number</b></p> <p>Emphasis on mental strategies including number bonds and related facts.<br/>Prompt children to notice which digit changes.</p> | <p>The ones/tens/hundreds column will decrease by ...</p> <table border="1" data-bbox="580 525 1015 728"> <thead> <tr> <th>Hundreds</th> <th>Tens</th> <th>Ones</th> </tr> </thead> <tbody> <tr> <td></td> <td></td> <td></td> </tr> </tbody> </table> <p>444 - 2 =</p> <p>444 - 20 =</p> <p>444 - 200 =</p> <table border="1" data-bbox="1056 525 1315 728"> <thead> <tr> <th>H</th> <th>T</th> <th>O</th> </tr> </thead> <tbody> <tr> <td></td> <td></td> <td></td> </tr> </tbody> </table> <p>777 - 4 =</p> <p>777 - 40 =</p> <p>777 - 400 =</p>  | Hundreds | Tens | Ones |  |     |  | H   | T | O        |      |      |  | <p>What patterns do you notice?</p> <p>235 - 3 =</p> <p>235 - 30 =</p> <p>235 - 300 =</p> <p>118 - <input type="text"/> = 111</p> <p>181 - <input type="text"/> = 111</p> <p>811 - <input type="text"/> = 111</p> |  |  |  |  |  |   |   |   |  |   |   |   |   |   |   |   |  |  |  |  |
| Hundreds  | Tens   | Ones     |      |      |  |     |  |     |   |          |      |      |  |   |  |  |  |  |  |   |   |   |  |   |   |   |   |   |   |   |  |  |  |  |
|   |  |          |      |      |  |     |  |     |   |          |      |      |  |   |  |  |  |  |  |   |   |   |  |   |   |   |   |   |   |   |  |  |  |  |
| H   | T  | O        |      |      |  |     |  |     |   |          |      |      |  |   |  |  |  |  |  |   |   |   |  |   |   |   |   |   |   |   |  |  |  |  |
|   |  |          |      |      |  |     |  |     |   |          |      |      |  |   |  |  |  |  |  |   |   |   |  |   |   |   |   |   |   |   |  |  |  |  |
| <p><b>Subtract two numbers (no exchange)</b></p> <p>Mental strategies and introduction of formal written method.</p>  | <p>... ones - ... ones = ... ones</p> <p>... tens - ... tens = ... tens</p> <p>... hundreas - ... hundreas = ... hundreas</p> <table border="1" data-bbox="580 1049 1025 1178"> <tbody> <tr> <td></td> <td></td> <td></td> </tr> </tbody> </table>  <table border="1" data-bbox="1626 906 1926 992"> <tr> <td colspan="2">769</td> </tr> <tr> <td>147</td> <td>?</td> </tr> </table> <table border="1" data-bbox="1346 1021 1688 1149"> <thead> <tr> <th>Hundreds</th> <th>Tens</th> <th>Ones</th> </tr> </thead> <tbody> <tr> <td></td> <td></td> <td></td> </tr> <tr> <td></td> <td></td> <td></td> </tr> </tbody> </table> <table border="1" data-bbox="1750 1021 1926 1206"> <thead> <tr> <th></th> <th>H</th> <th>T</th> <th>O</th> </tr> </thead> <tbody> <tr> <td></td> <td>7</td> <td>6</td> <td>9</td> </tr> <tr> <td>-</td> <td>1</td> <td>4</td> <td>7</td> </tr> <tr> <td></td> <td></td> <td></td> <td></td> </tr> </tbody> </table> |          |      |      |  | 769 |  | 147 | ? | Hundreds | Tens | Ones |  |   |  |  |  |  |  | H | T | O |  | 7 | 6 | 9 | - | 1 | 4 | 7 |  |  |  |  |
|   |  |          |      |      |  |     |  |     |   |          |      |      |  |   |  |  |  |  |  |   |   |   |  |   |   |   |   |   |   |   |  |  |  |  |
| 769   |  |          |      |      |  |     |  |     |   |          |      |      |  |   |  |  |  |  |  |   |   |   |  |   |   |   |   |   |   |   |  |  |  |  |
| 147   | ?  |          |      |      |  |     |  |     |   |          |      |      |  |   |  |  |  |  |  |   |   |   |  |   |   |   |   |   |   |   |  |  |  |  |
| Hundreds  | Tens   | Ones     |      |      |  |     |  |     |   |          |      |      |  |   |  |  |  |  |  |   |   |   |  |   |   |   |   |   |   |   |  |  |  |  |
|   |  |          |      |      |  |     |  |     |   |          |      |      |  |   |  |  |  |  |  |   |   |   |  |   |   |   |   |   |   |   |  |  |  |  |
|   |  |          |      |      |  |     |  |     |   |          |      |      |  |   |  |  |  |  |  |   |   |   |  |   |   |   |   |   |   |   |  |  |  |  |
|   | H  | T        | O    |      |  |     |  |     |   |          |      |      |  |   |  |  |  |  |  |   |   |   |  |   |   |   |   |   |   |   |  |  |  |  |
|   | 7  | 6        | 9    |      |  |     |  |     |   |          |      |      |  |   |  |  |  |  |  |   |   |   |  |   |   |   |   |   |   |   |  |  |  |  |
| -   | 1  | 4        | 7    |      |  |     |  |     |   |          |      |      |  |   |  |  |  |  |  |   |   |   |  |   |   |   |   |   |   |   |  |  |  |  |
|   |  |          |      |      |  |     |  |     |   |          |      |      |  |   |  |  |  |  |  |   |   |   |  |   |   |   |   |   |   |   |  |  |  |  |

# Subtraction

| Progression of skills  | Key representations   |   |
|--|---|---|
| <p><b>Subtract two numbers across a 10 or 100</b></p> <p>Formal written method involving up to 2 exchanges including 3-digit subtract 2-digit numbers.</p> | <p>I need to subtract ... ones. I do/do not need to make an exchange.<br/>I need to subtract ... tens. I do/do not need to make an exchange.<br/>I can exchange 1 ... for 10 ...</p>  |   |
| <p><b>Complements to 100</b></p> <p>Focus on subtraction facts.</p> <p>Encourage children to notice patterns.</p>  | <p>100 minus ... is equal to ...</p>   | <p>I subtract ... tens, then I subtract ... ones.</p> $100 - 38 = 62$ $100 - 62 = 38$ $62 = 100 - 38$ $38 = 100 - 62$  |

# Subtraction

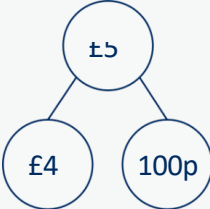
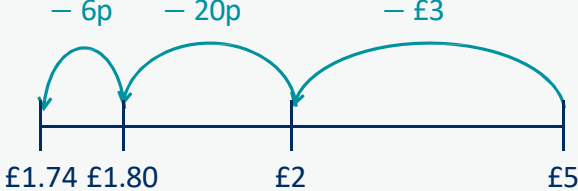
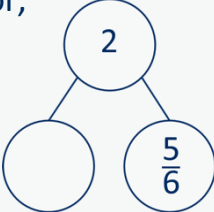
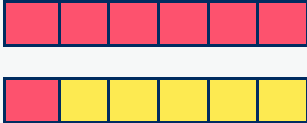
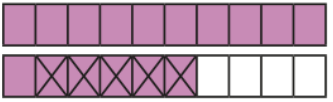
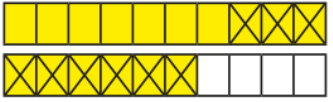
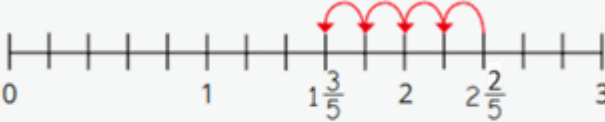

| Progression of skills   | Key representations  |
|---|--|
| <p><b>Subtract fractions with the same denominator within 1 whole</b></p> <p>Make links with known facts.</p> | <p>When subtracting fractions with the same denominator, I only subtract the numerator.<br/>... fifths – ... fifths = ... fifths</p> <div style="display: flex; align-items: center; margin-bottom: 10px;">  <math>\frac{5}{5} - \frac{1}{5}</math> </div> <div style="display: flex; align-items: center; margin-bottom: 10px;">  <math>\frac{4}{5} - \frac{1}{5}</math> </div> <div style="display: flex; align-items: center;">  <math>\frac{3}{5} - \frac{1}{5}</math> </div> <div style="text-align: right; margin-top: 20px;">  </div> |



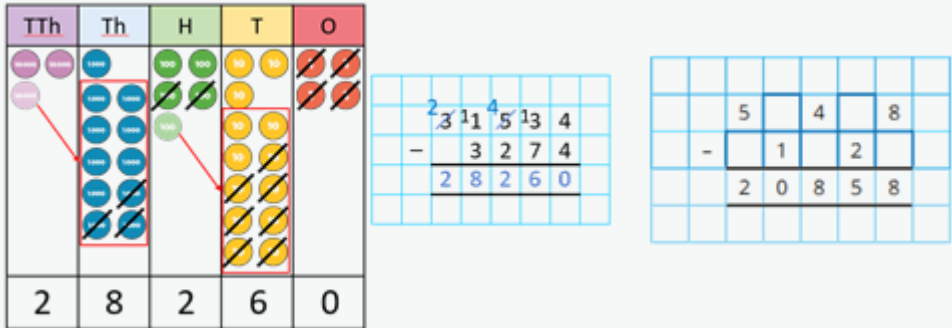

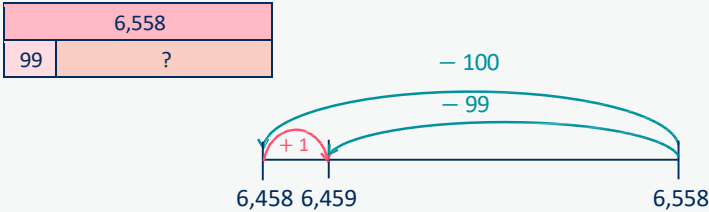
# Subtraction

| <p><b>Year 4</b></p>  | <ul style="list-style-type: none"> <li>Subtract numbers with up to 4 digits using a formal written method.</li> <li>Solve simple measure and money problems involving fractions and decimals to 2 decimal places.</li> <li>Subtract fractions with the same denominator.</li> </ul>   |           |                 |      |      |                      |                    |         |                 |  |           |                      |           |           |                      |           |           |                      |           |  |  |       |  |  |  |       |  |  |  |       |  |  |  |       |  |  |  |       |  |  |  |       |  |  |  |       |  |    |   |   |   |  |   |   |   |   |   |   |   |   |   |  |   |   |   |   |
|---|---|-----------|-----------------|------|------|----------------------|--------------------|---------|-----------------|--|-----------|----------------------|-----------|-----------|----------------------|-----------|-----------|----------------------|-----------|--|--|-------|--|--|--|-------|--|--|--|-------|--|--|--|-------|--|--|--|-------|--|--|--|-------|--|--|--|-------|--|----|---|---|---|--|---|---|---|---|---|---|---|---|---|--|---|---|---|---|
| <p><b>Progression of skills</b></p>   | <p><b>Key representations</b></p>   |           |                 |      |      |                      |                    |         |                 |  |           |                      |           |           |                      |           |           |                      |           |  |  |       |  |  |  |       |  |  |  |       |  |  |  |       |  |  |  |       |  |  |  |       |  |  |  |       |  |    |   |   |   |  |   |   |   |   |   |   |   |   |   |  |   |   |   |   |
| <p><b>Subtract 1s, 10s, 100s and 1,000s from a 4-digit number</b></p> <p>Emphasis on mental strategies including number bonds and related facts. Prompt children to notice which digit changes.</p> | <p>The ones/tens/hundreds/thousands column will decrease by ...</p> <table border="1" data-bbox="576 564 1040 749"> <thead> <tr> <th>Thousands</th> <th>Hundreds</th> <th>Tens</th> <th>Ones</th> </tr> </thead> <tbody> <tr> <td>1,000 1,000<br/>1,000</td> <td>100 100<br/>100 100</td> <td>10 10</td> <td>1 1<br/>1 1<br/>1</td> </tr> </tbody> </table> <p> <math>3,425 - 2 =</math>      <math>3,425 - 200 =</math><br/> <math>3,425 - 20 =</math>    <math>3,425 - 2,000 =</math> </p>  | Thousands | Hundreds        | Tens | Ones | 1,000 1,000<br>1,000 | 100 100<br>100 100 | 10 10   | 1 1<br>1 1<br>1 | <p>What patterns do you notice?</p> <p> <math>4,356 - 3 =</math><br/> <math>4,356 - 30 =</math><br/> <math>4,356 - 300 =</math><br/> <math>4,356 - 3,000 =</math> </p> <table data-bbox="1591 682 1943 863"> <tr> <td><math>4,433 -</math></td> <td><input type="text"/></td> <td><math>= 4,430</math></td> </tr> <tr> <td><math>4,433 -</math></td> <td><input type="text"/></td> <td><math>= 4,033</math></td> </tr> <tr> <td><math>4,433 -</math></td> <td><input type="text"/></td> <td><math>= 4,403</math></td> </tr> </table> | $4,433 -$ | <input type="text"/> | $= 4,430$ | $4,433 -$ | <input type="text"/> | $= 4,033$ | $4,433 -$ | <input type="text"/> | $= 4,403$ |  |  |       |  |  |  |       |  |  |  |       |  |  |  |       |  |  |  |       |  |  |  |       |  |  |  |       |  |    |   |   |   |  |   |   |   |   |   |   |   |   |   |  |   |   |   |   |
| Thousands   | Hundreds  | Tens      | Ones            |      |      |                      |                    |         |                 |  |           |                      |           |           |                      |           |           |                      |           |  |  |       |  |  |  |       |  |  |  |       |  |  |  |       |  |  |  |       |  |  |  |       |  |  |  |       |  |    |   |   |   |  |   |   |   |   |   |   |   |   |   |  |   |   |   |   |
| 1,000 1,000<br>1,000  | 100 100<br>100 100  | 10 10     | 1 1<br>1 1<br>1 |      |      |                      |                    |         |                 |  |           |                      |           |           |                      |           |           |                      |           |  |  |       |  |  |  |       |  |  |  |       |  |  |  |       |  |  |  |       |  |  |  |       |  |  |  |       |  |    |   |   |   |  |   |   |   |   |   |   |   |   |   |  |   |   |   |   |
| $4,433 -$   | <input type="text"/>  | $= 4,430$ |                 |      |      |                      |                    |         |                 |  |           |                      |           |           |                      |           |           |                      |           |  |  |       |  |  |  |       |  |  |  |       |  |  |  |       |  |  |  |       |  |  |  |       |  |  |  |       |  |    |   |   |   |  |   |   |   |   |   |   |   |   |   |  |   |   |   |   |
| $4,433 -$   | <input type="text"/>  | $= 4,033$ |                 |      |      |                      |                    |         |                 |  |           |                      |           |           |                      |           |           |                      |           |  |  |       |  |  |  |       |  |  |  |       |  |  |  |       |  |  |  |       |  |  |  |       |  |  |  |       |  |    |   |   |   |  |   |   |   |   |   |   |   |   |   |  |   |   |   |   |
| $4,433 -$   | <input type="text"/>  | $= 4,403$ |                 |      |      |                      |                    |         |                 |  |           |                      |           |           |                      |           |           |                      |           |  |  |       |  |  |  |       |  |  |  |       |  |  |  |       |  |  |  |       |  |  |  |       |  |  |  |       |  |    |   |   |   |  |   |   |   |   |   |   |   |   |   |  |   |   |   |   |
| <p><b>Subtract up to two 4-digit numbers</b></p> <p>Formal written method with up to 3 exchanges. Encourage children to estimate and use inverse operations to check answers to calculations.</p>   | <p>I need to subtract... ones/tens/hundreds. I do/do not need to make an exchange.</p> <p>I can exchange 1... for 10...</p> <table border="1" data-bbox="1073 992 1570 1320"> <thead> <tr> <th>Th</th> <th>H</th> <th>T</th> <th>O</th> </tr> </thead> <tbody> <tr> <td>1000 1000 1000</td> <td>100 100</td> <td>10 10 10</td> <td>1 1 1</td> </tr> <tr> <td></td> <td></td> <td></td> <td>1 1 1</td> </tr> <tr> <td></td> <td></td> <td></td> <td>1 1 1</td> </tr> <tr> <td></td> <td></td> <td></td> <td>1 1 1</td> </tr> <tr> <td></td> <td></td> <td></td> <td>1 1 1</td> </tr> <tr> <td></td> <td></td> <td></td> <td>1 1 1</td> </tr> <tr> <td></td> <td></td> <td></td> <td>1 1 1</td> </tr> <tr> <td></td> <td></td> <td></td> <td>1 1 1</td> </tr> <tr> <td></td> <td></td> <td></td> <td>1 1 1</td> </tr> <tr> <td></td> <td></td> <td></td> <td>1 1 1</td> </tr> </tbody> </table> <table border="1" data-bbox="1605 1035 1895 1282"> <thead> <tr> <th></th> <th>Th</th> <th>H</th> <th>T</th> <th>O</th> </tr> </thead> <tbody> <tr> <td></td> <td>3</td> <td>2</td> <td>4</td> <td>8</td> </tr> <tr> <td>-</td> <td>2</td> <td>1</td> <td>4</td> <td>8</td> </tr> <tr> <td></td> <td>1</td> <td>0</td> <td>5</td> <td>8</td> </tr> </tbody> </table> |           | Th              | H    | T    | O                    | 1000 1000 1000     | 100 100 | 10 10 10        | 1 1 1  |           |                      |           | 1 1 1     |                      |           |           | 1 1 1                |           |  |  | 1 1 1 |  |  |  | 1 1 1 |  |  |  | 1 1 1 |  |  |  | 1 1 1 |  |  |  | 1 1 1 |  |  |  | 1 1 1 |  |  |  | 1 1 1 |  | Th | H | T | O |  | 3 | 2 | 4 | 8 | - | 2 | 1 | 4 | 8 |  | 1 | 0 | 5 | 8 |
| Th  | H   | T         | O               |      |      |                      |                    |         |                 |  |           |                      |           |           |                      |           |           |                      |           |  |  |       |  |  |  |       |  |  |  |       |  |  |  |       |  |  |  |       |  |  |  |       |  |  |  |       |  |    |   |   |   |  |   |   |   |   |   |   |   |   |   |  |   |   |   |   |
| 1000 1000 1000  | 100 100   | 10 10 10  | 1 1 1           |      |      |                      |                    |         |                 |  |           |                      |           |           |                      |           |           |                      |           |  |  |       |  |  |  |       |  |  |  |       |  |  |  |       |  |  |  |       |  |  |  |       |  |  |  |       |  |    |   |   |   |  |   |   |   |   |   |   |   |   |   |  |   |   |   |   |
|   |   |           | 1 1 1           |      |      |                      |                    |         |                 |  |           |                      |           |           |                      |           |           |                      |           |  |  |       |  |  |  |       |  |  |  |       |  |  |  |       |  |  |  |       |  |  |  |       |  |  |  |       |  |    |   |   |   |  |   |   |   |   |   |   |   |   |   |  |   |   |   |   |
|   |   |           | 1 1 1           |      |      |                      |                    |         |                 |  |           |                      |           |           |                      |           |           |                      |           |  |  |       |  |  |  |       |  |  |  |       |  |  |  |       |  |  |  |       |  |  |  |       |  |  |  |       |  |    |   |   |   |  |   |   |   |   |   |   |   |   |   |  |   |   |   |   |
|   |   |           | 1 1 1           |      |      |                      |                    |         |                 |  |           |                      |           |           |                      |           |           |                      |           |  |  |       |  |  |  |       |  |  |  |       |  |  |  |       |  |  |  |       |  |  |  |       |  |  |  |       |  |    |   |   |   |  |   |   |   |   |   |   |   |   |   |  |   |   |   |   |
|   |   |           | 1 1 1           |      |      |                      |                    |         |                 |  |           |                      |           |           |                      |           |           |                      |           |  |  |       |  |  |  |       |  |  |  |       |  |  |  |       |  |  |  |       |  |  |  |       |  |  |  |       |  |    |   |   |   |  |   |   |   |   |   |   |   |   |   |  |   |   |   |   |
|   |   |           | 1 1 1           |      |      |                      |                    |         |                 |  |           |                      |           |           |                      |           |           |                      |           |  |  |       |  |  |  |       |  |  |  |       |  |  |  |       |  |  |  |       |  |  |  |       |  |  |  |       |  |    |   |   |   |  |   |   |   |   |   |   |   |   |   |  |   |   |   |   |
|   |   |           | 1 1 1           |      |      |                      |                    |         |                 |  |           |                      |           |           |                      |           |           |                      |           |  |  |       |  |  |  |       |  |  |  |       |  |  |  |       |  |  |  |       |  |  |  |       |  |  |  |       |  |    |   |   |   |  |   |   |   |   |   |   |   |   |   |  |   |   |   |   |
|   |   |           | 1 1 1           |      |      |                      |                    |         |                 |  |           |                      |           |           |                      |           |           |                      |           |  |  |       |  |  |  |       |  |  |  |       |  |  |  |       |  |  |  |       |  |  |  |       |  |  |  |       |  |    |   |   |   |  |   |   |   |   |   |   |   |   |   |  |   |   |   |   |
|   |   |           | 1 1 1           |      |      |                      |                    |         |                 |  |           |                      |           |           |                      |           |           |                      |           |  |  |       |  |  |  |       |  |  |  |       |  |  |  |       |  |  |  |       |  |  |  |       |  |  |  |       |  |    |   |   |   |  |   |   |   |   |   |   |   |   |   |  |   |   |   |   |
|   |   |           | 1 1 1           |      |      |                      |                    |         |                 |  |           |                      |           |           |                      |           |           |                      |           |  |  |       |  |  |  |       |  |  |  |       |  |  |  |       |  |  |  |       |  |  |  |       |  |  |  |       |  |    |   |   |   |  |   |   |   |   |   |   |   |   |   |  |   |   |   |   |
|   | Th  | H         | T               | O    |      |                      |                    |         |                 |  |           |                      |           |           |                      |           |           |                      |           |  |  |       |  |  |  |       |  |  |  |       |  |  |  |       |  |  |  |       |  |  |  |       |  |  |  |       |  |    |   |   |   |  |   |   |   |   |   |   |   |   |   |  |   |   |   |   |
|   | 3   | 2         | 4               | 8    |      |                      |                    |         |                 |  |           |                      |           |           |                      |           |           |                      |           |  |  |       |  |  |  |       |  |  |  |       |  |  |  |       |  |  |  |       |  |  |  |       |  |  |  |       |  |    |   |   |   |  |   |   |   |   |   |   |   |   |   |  |   |   |   |   |
| -   | 2   | 1         | 4               | 8    |      |                      |                    |         |                 |  |           |                      |           |           |                      |           |           |                      |           |  |  |       |  |  |  |       |  |  |  |       |  |  |  |       |  |  |  |       |  |  |  |       |  |  |  |       |  |    |   |   |   |  |   |   |   |   |   |   |   |   |   |  |   |   |   |   |
|   | 1   | 0         | 5               | 8    |      |                      |                    |         |                 |  |           |                      |           |           |                      |           |           |                      |           |  |  |       |  |  |  |       |  |  |  |       |  |  |  |       |  |  |  |       |  |  |  |       |  |  |  |       |  |    |   |   |   |  |   |   |   |   |   |   |   |   |   |  |   |   |   |   |

# Subtraction

| Progression of skills   | Key representations   |  |
|---|---|--|
| <p><b>Subtract decimal numbers in the context of money</b></p> <p>Emphasis here is on partitioning and use of number lines rather than formal written calculations.</p> | <p>I can partition £... into £... and 100p</p> <p><math>£... - £... = £...</math><br/> <math>100p - ...p = ...p</math></p> <p><b>£5 - £3.26</b><br/> <math>£4 - £3 = £1</math><br/> <math>100p - 26p = 74p</math><br/> <math>£5 - £3.26 = £1.74</math></p>    | <p>£3.26 can be partitioned into £3 + 20p + 6p</p>  |
| <p><b>Subtract fractions and mixed numbers with the same denominator</b></p> <p>Include subtracting fractions from wholes.</p>  | <p>When subtracting fractions with the same denominator,<br/>I only subtract the numerator.</p> <p>... tenths - ... tenths = ... tenths</p>    $\frac{16}{10} - \frac{5}{10}$  $\frac{16}{10} - \frac{9}{10}$   |  |



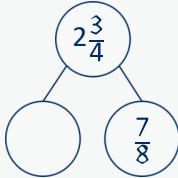



# Subtraction

|   |   |   |
|---|---|---|
| <p><b>Year 5</b></p>  | <ul style="list-style-type: none"> <li>Subtract whole numbers with more than 4 digits.</li> <li>Subtract numbers mentally with increasingly large numbers.</li> <li>Subtract decimals, including a mix of whole numbers and decimals, decimals with different numbers of decimal places, and complements of 1</li> <li>Subtract fractions with the same denominator, and denominators that are multiples of the same number.</li> </ul> |   |
| <p><b>Progression of skills</b></p>   | <p><b>Key representations</b></p>   |   |
| <p><b>Subtract whole numbers with more than 4 digits</b></p> <p>Encourage children to estimate and use inverse operations to check answers to calculations.</p> | <p>I can exchange 1 ... for 10 ...</p>    |   |
| <p><b>Subtract using mental strategies</b></p> <p>Subtract 1s, 10s, 100s etc from any number.<br/>Use number bonds and related facts.</p>                       |  <p> <math>48,650 - 300 =</math><br/> <math>48,650 - 30,000 =</math><br/> <math>48,650 - 30 =</math> </p>   | <p>To subtract ..., I can subtract ... then add ...</p>  |

# Subtraction

| Progression of skills  | Key representations |
|--|---------------------|
| <p><b>Subtract decimals with up to 2 decimal places</b></p> <p>Progress from the same number of decimal places to a different number of decimal places and from no exchange to exchange.</p> |                     |
| <p><b>Complements to 1</b></p> <p>Encourage children to make links with bonds to 10 and complements to 100 and 1,000 when finding a missing part or subtracting from 1</p>                   |                     |

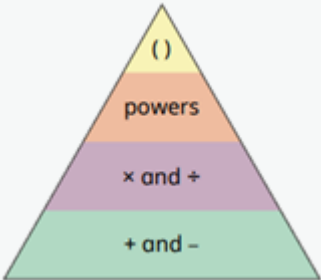
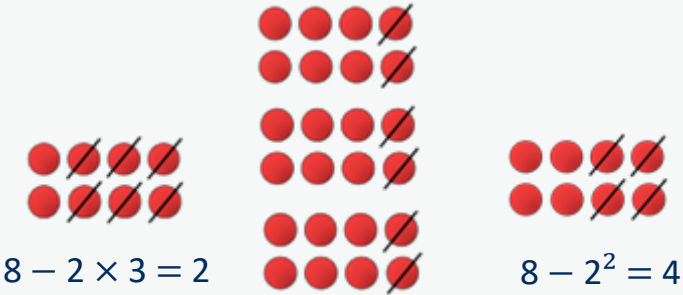

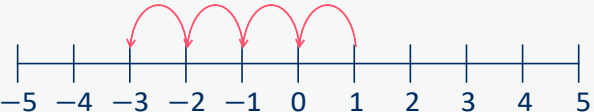
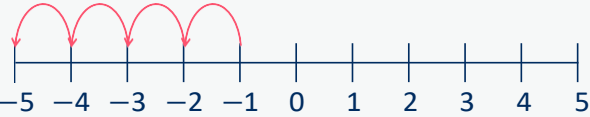
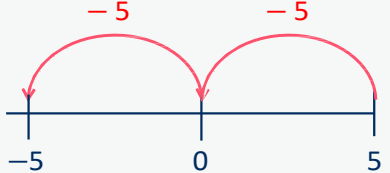
# Subtraction

| Progression of skills   | Key representations  |
|---|--|
| <p><b>Subtract fractions with denominators that are a multiple of one another</b></p> <p>Convert fractions to the same denominator before subtracting. Progress from subtracting fractions within 1 whole to subtracting from a mixed number.</p> | <p>The denominator has been multiplied by ..., so the numerator needs to be multiplied by... for the fractions to be equivalent.</p> <div style="display: flex; justify-content: space-around; align-items: flex-start;"> <div style="text-align: center;">  <math display="block">\frac{1}{3} - \frac{1}{15} = \frac{5}{15} - \frac{1}{15} = \frac{4}{15}</math> </div> <div style="text-align: center;">  <math display="block">\frac{2}{3} - \frac{2}{9} = \frac{6}{9} - \frac{2}{9} = \frac{4}{9}</math> </div> </div> <div style="display: flex; justify-content: center; align-items: center; margin-top: 20px;"> <div style="text-align: center; margin-right: 20px;">  </div> <div style="display: flex; gap: 10px;">    </div> </div> |

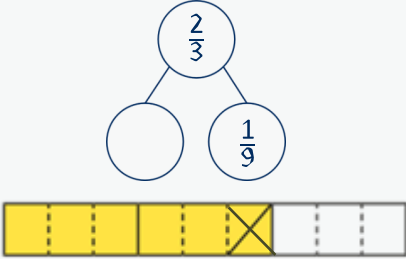
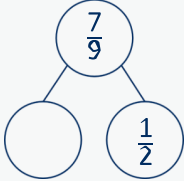
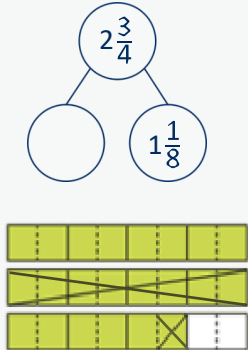
# Subtraction

|   |  |                |                |                |                |   |   |   |   |              |    |  |                |                |                |                |   |   |   |   |   |   |   |   |   |   |   |  |   |                |    |   |   |   |   |   |   |       |  |  |       |     |   |   |  |  |  |  |  |  |  |  |  |  |   |  |   |   |   |  |  |  |   |   |   |  |  |  |  |   |  |  |   |   |   |   |   |  |  |
|---|--|----------------|----------------|----------------|----------------|---|---|---|---|--------------|----|--|----------------|----------------|----------------|----------------|---|---|---|---|---|---|---|---|---|---|---|--|---|----------------|----|---|---|---|---|---|---|-------|--|--|-------|-----|---|---|--|--|--|--|--|--|--|--|--|--|---|--|---|---|---|--|--|--|---|---|---|--|--|--|--|---|--|--|---|---|---|---|---|--|--|
| <p><b>Year 6</b></p>  | <ul style="list-style-type: none"> <li>Subtract larger numbers, using the formal written methods of columnar subtraction.</li> <li>Use their knowledge of the order of operations to carry out calculations involving the 4 operations.</li> <li>Calculate intervals across zero.</li> <li>Subtract fractions with different denominators and mixed numbers, using the concept of equivalent fractions.</li> </ul>   |                |                |                |                |   |   |   |   |              |    |  |                |                |                |                |   |   |   |   |   |   |   |   |   |   |   |  |   |                |    |   |   |   |   |   |   |       |  |  |       |     |   |   |  |  |  |  |  |  |  |  |  |  |   |  |   |   |   |  |  |  |   |   |   |  |  |  |  |   |  |  |   |   |   |   |   |  |  |
| <p><b>Progression of skills</b></p>   | <p><b>Key representations</b></p>  |                |                |                |                |   |   |   |   |              |    |  |                |                |                |                |   |   |   |   |   |   |   |   |   |   |   |  |   |                |    |   |   |   |   |   |   |       |  |  |       |     |   |   |  |  |  |  |  |  |  |  |  |  |   |  |   |   |   |  |  |  |   |   |   |  |  |  |  |   |  |  |   |   |   |   |   |  |  |
| <p><b>Subtract integers up to 10 million</b></p> <p>Encourage children to estimate and use inverse operations to check answers to calculations.</p>   | <div style="display: flex; justify-content: space-around; align-items: flex-start;"> <table border="1" style="border-collapse: collapse; text-align: center;"> <tr><td></td><td></td><td></td><td></td><td></td><td></td><td></td><td></td><td></td></tr> <tr><td></td><td></td><td><del>2</del>3</td><td><sup>1</sup>4</td><td><del>5</del>6</td><td><sup>1</sup>2</td><td>2</td><td>1</td><td></td></tr> <tr><td></td><td>-</td><td>1</td><td>8</td><td>4</td><td>3</td><td>2</td><td>1</td><td></td></tr> <tr><td></td><td></td><td>1</td><td>6</td><td>1</td><td>9</td><td>0</td><td>0</td><td></td></tr> </table> <table border="1" style="border-collapse: collapse; text-align: center;"> <tr><td colspan="3">4,604</td></tr> <tr><td>2,354</td><td>750</td><td>?</td></tr> </table> <table border="1" style="border-collapse: collapse; text-align: center;"> <tr><td></td><td></td><td></td><td></td><td></td><td></td><td></td><td></td><td></td></tr> <tr><td></td><td></td><td>8</td><td></td><td>4</td><td>8</td><td>5</td><td></td><td></td></tr> <tr><td></td><td>-</td><td>3</td><td>6</td><td></td><td></td><td></td><td></td><td>4</td></tr> <tr><td></td><td></td><td>5</td><td>5</td><td>5</td><td>5</td><td>5</td><td></td><td></td></tr> </table> </div> |                |                |                |                |   |   |   |   |              |    |  | <del>2</del> 3 | <sup>1</sup> 4 | <del>5</del> 6 | <sup>1</sup> 2 | 2 | 1 |   |   | - | 1 | 8 | 4 | 3 | 2 | 1 |  |   |                | 1  | 6 | 1 | 9 | 0 | 0 |   | 4,604 |  |  | 2,354 | 750 | ? |   |  |  |  |  |  |  |  |  |  |  | 8 |  | 4 | 8 | 5 |  |  |  | - | 3 | 6 |  |  |  |  | 4 |  |  | 5 | 5 | 5 | 5 | 5 |  |  |
|   |  |                |                |                |                |   |   |   |   |              |    |  |                |                |                |                |   |   |   |   |   |   |   |   |   |   |   |  |   |                |    |   |   |   |   |   |   |       |  |  |       |     |   |   |  |  |  |  |  |  |  |  |  |  |   |  |   |   |   |  |  |  |   |   |   |  |  |  |  |   |  |  |   |   |   |   |   |  |  |
|   |  | <del>2</del> 3 | <sup>1</sup> 4 | <del>5</del> 6 | <sup>1</sup> 2 | 2 | 1 |   |   |              |    |  |                |                |                |                |   |   |   |   |   |   |   |   |   |   |   |  |   |                |    |   |   |   |   |   |   |       |  |  |       |     |   |   |  |  |  |  |  |  |  |  |  |  |   |  |   |   |   |  |  |  |   |   |   |  |  |  |  |   |  |  |   |   |   |   |   |  |  |
|   | -  | 1              | 8              | 4              | 3              | 2 | 1 |   |   |              |    |  |                |                |                |                |   |   |   |   |   |   |   |   |   |   |   |  |   |                |    |   |   |   |   |   |   |       |  |  |       |     |   |   |  |  |  |  |  |  |  |  |  |  |   |  |   |   |   |  |  |  |   |   |   |  |  |  |  |   |  |  |   |   |   |   |   |  |  |
|   |  | 1              | 6              | 1              | 9              | 0 | 0 |   |   |              |    |  |                |                |                |                |   |   |   |   |   |   |   |   |   |   |   |  |   |                |    |   |   |   |   |   |   |       |  |  |       |     |   |   |  |  |  |  |  |  |  |  |  |  |   |  |   |   |   |  |  |  |   |   |   |  |  |  |  |   |  |  |   |   |   |   |   |  |  |
| 4,604   |  |                |                |                |                |   |   |   |   |              |    |  |                |                |                |                |   |   |   |   |   |   |   |   |   |   |   |  |   |                |    |   |   |   |   |   |   |       |  |  |       |     |   |   |  |  |  |  |  |  |  |  |  |  |   |  |   |   |   |  |  |  |   |   |   |  |  |  |  |   |  |  |   |   |   |   |   |  |  |
| 2,354   | 750  | ?              |                |                |                |   |   |   |   |              |    |  |                |                |                |                |   |   |   |   |   |   |   |   |   |   |   |  |   |                |    |   |   |   |   |   |   |       |  |  |       |     |   |   |  |  |  |  |  |  |  |  |  |  |   |  |   |   |   |  |  |  |   |   |   |  |  |  |  |   |  |  |   |   |   |   |   |  |  |
|   |  |                |                |                |                |   |   |   |   |              |    |  |                |                |                |                |   |   |   |   |   |   |   |   |   |   |   |  |   |                |    |   |   |   |   |   |   |       |  |  |       |     |   |   |  |  |  |  |  |  |  |  |  |  |   |  |   |   |   |  |  |  |   |   |   |  |  |  |  |   |  |  |   |   |   |   |   |  |  |
|   |  | 8              |                | 4              | 8              | 5 |   |   |   |              |    |  |                |                |                |                |   |   |   |   |   |   |   |   |   |   |   |  |   |                |    |   |   |   |   |   |   |       |  |  |       |     |   |   |  |  |  |  |  |  |  |  |  |  |   |  |   |   |   |  |  |  |   |   |   |  |  |  |  |   |  |  |   |   |   |   |   |  |  |
|   | -  | 3              | 6              |                |                |   |   | 4 |   |              |    |  |                |                |                |                |   |   |   |   |   |   |   |   |   |   |   |  |   |                |    |   |   |   |   |   |   |       |  |  |       |     |   |   |  |  |  |  |  |  |  |  |  |  |   |  |   |   |   |  |  |  |   |   |   |  |  |  |  |   |  |  |   |   |   |   |   |  |  |
|   |  | 5              | 5              | 5              | 5              | 5 |   |   |   |              |    |  |                |                |                |                |   |   |   |   |   |   |   |   |   |   |   |  |   |                |    |   |   |   |   |   |   |       |  |  |       |     |   |   |  |  |  |  |  |  |  |  |  |  |   |  |   |   |   |  |  |  |   |   |   |  |  |  |  |   |  |  |   |   |   |   |   |  |  |
| <p><b>Subtract decimals with up to 3 decimal places</b></p> <p>Progress from the same number of decimal and whole number places to a different number of decimal and whole number places.</p> | <p>I do/do not need to make an exchange because ...</p> <div style="display: flex; justify-content: space-around; align-items: flex-start;"> <table border="1" style="border-collapse: collapse; text-align: center;"> <tr><td></td><td></td><td></td><td></td><td></td></tr> <tr><td></td><td></td><td>6</td><td><del>7</del></td><td>13</td></tr> <tr><td></td><td>-</td><td>1</td><td>3</td><td>4</td></tr> <tr><td></td><td></td><td>5</td><td>3</td><td>9</td></tr> </table> <table border="1" style="border-collapse: collapse; text-align: center;"> <tr><td></td><td></td><td></td><td></td><td></td></tr> <tr><td></td><td></td><td>0</td><td><del>1</del>5</td><td>11</td><td>5</td></tr> <tr><td></td><td>-</td><td>0</td><td>6</td><td>4</td><td></td></tr> <tr><td></td><td></td><td>0</td><td>9</td><td>7</td><td>5</td></tr> </table> <div style="text-align: center;"> <p>0   Tth   Hth   Thth</p> <p>0   9   7   5</p> </div> </div>  |                |                |                |                |   |   |   | 6 | <del>7</del> | 13 |  | -              | 1              | 3              | 4              |   |   | 5 | 3 | 9 |   |   |   |   |   |   |  | 0 | <del>1</del> 5 | 11 | 5 |   | - | 0 | 6 | 4 |       |  |  | 0     | 9   | 7 | 5 |  |  |  |  |  |  |  |  |  |  |   |  |   |   |   |  |  |  |   |   |   |  |  |  |  |   |  |  |   |   |   |   |   |  |  |
|   |  |                |                |                |                |   |   |   |   |              |    |  |                |                |                |                |   |   |   |   |   |   |   |   |   |   |   |  |   |                |    |   |   |   |   |   |   |       |  |  |       |     |   |   |  |  |  |  |  |  |  |  |  |  |   |  |   |   |   |  |  |  |   |   |   |  |  |  |  |   |  |  |   |   |   |   |   |  |  |
|   |  | 6              | <del>7</del>   | 13             |                |   |   |   |   |              |    |  |                |                |                |                |   |   |   |   |   |   |   |   |   |   |   |  |   |                |    |   |   |   |   |   |   |       |  |  |       |     |   |   |  |  |  |  |  |  |  |  |  |  |   |  |   |   |   |  |  |  |   |   |   |  |  |  |  |   |  |  |   |   |   |   |   |  |  |
|   | -  | 1              | 3              | 4              |                |   |   |   |   |              |    |  |                |                |                |                |   |   |   |   |   |   |   |   |   |   |   |  |   |                |    |   |   |   |   |   |   |       |  |  |       |     |   |   |  |  |  |  |  |  |  |  |  |  |   |  |   |   |   |  |  |  |   |   |   |  |  |  |  |   |  |  |   |   |   |   |   |  |  |
|   |  | 5              | 3              | 9              |                |   |   |   |   |              |    |  |                |                |                |                |   |   |   |   |   |   |   |   |   |   |   |  |   |                |    |   |   |   |   |   |   |       |  |  |       |     |   |   |  |  |  |  |  |  |  |  |  |  |   |  |   |   |   |  |  |  |   |   |   |  |  |  |  |   |  |  |   |   |   |   |   |  |  |
|   |  |                |                |                |                |   |   |   |   |              |    |  |                |                |                |                |   |   |   |   |   |   |   |   |   |   |   |  |   |                |    |   |   |   |   |   |   |       |  |  |       |     |   |   |  |  |  |  |  |  |  |  |  |  |   |  |   |   |   |  |  |  |   |   |   |  |  |  |  |   |  |  |   |   |   |   |   |  |  |
|   |  | 0              | <del>1</del> 5 | 11             | 5              |   |   |   |   |              |    |  |                |                |                |                |   |   |   |   |   |   |   |   |   |   |   |  |   |                |    |   |   |   |   |   |   |       |  |  |       |     |   |   |  |  |  |  |  |  |  |  |  |  |   |  |   |   |   |  |  |  |   |   |   |  |  |  |  |   |  |  |   |   |   |   |   |  |  |
|   | -  | 0              | 6              | 4              |                |   |   |   |   |              |    |  |                |                |                |                |   |   |   |   |   |   |   |   |   |   |   |  |   |                |    |   |   |   |   |   |   |       |  |  |       |     |   |   |  |  |  |  |  |  |  |  |  |  |   |  |   |   |   |  |  |  |   |   |   |  |  |  |  |   |  |  |   |   |   |   |   |  |  |
|   |  | 0              | 9              | 7              | 5              |   |   |   |   |              |    |  |                |                |                |                |   |   |   |   |   |   |   |   |   |   |   |  |   |                |    |   |   |   |   |   |   |       |  |  |       |     |   |   |  |  |  |  |  |  |  |  |  |  |   |  |   |   |   |  |  |  |   |   |   |  |  |  |  |   |  |  |   |   |   |   |   |  |  |

# Subtraction

| Progression of skills  | Key representations   |  |
|--|---|--|
| <p><b>Order of operations</b></p> <p>Children learn the order of priority for operations in a calculation. Calculations in brackets should be done first. Multiplication and division should be performed before addition and subtraction.</p> | <p>... has greater priority than ... , so the first part of the calculation I need to do is ...</p>    |  <p><math>8 - 2 \times 3 = 2</math>      <math>(8 - 2) \times 3 = 18</math>      <math>8 - 2^2 = 4</math></p>   |
| <p><b>Negative numbers</b></p> <p>Children subtract from positive and negative numbers and calculate intervals across 0</p>  | <p>... minus ... is equal to ...</p> <p><math>-1 - 4 = -5</math></p>  <p><math>1 - 4 = -3</math></p>  |  <p>The difference between <math>-5</math> and <math>-1</math> is 4</p>  <p>The difference between 5 and <math>-5</math> is 10</p> |

# Subtraction

| Progression of skills  | Key representations   |   |  |
|--|---|---|--|
| <p><b>Subtract fractions</b></p> <p>Convert fractions to the same denominator before subtracting. Progress from fractions where one denominator is a multiple of the other, to any fractions and then subtracting from a mixed number.</p> | <p>The denominator has been multiplied by ..., so the numerator needs to be multiplied by...</p>  $\frac{2}{3} - \frac{1}{9} = \frac{6}{9} - \frac{1}{9} = \frac{5}{9}$ | <p>The lowest common multiple of ... and ... is ...</p>  $\frac{7}{9} - \frac{1}{2} = \frac{14}{18} - \frac{9}{18} = \frac{5}{18}$ | <p>... is made up of ... wholes and ...</p>  $2\frac{3}{4} - 1\frac{1}{8} = 1\frac{5}{8}$ |



# Progression of skills - Multiplication

| Year group | Skill  |
|------------|--|
| Nursery    | <ul style="list-style-type: none"><li>• Continue with counting and subitising skills as a foundation for later work on equal groups. (see addition and subtraction sections)</li></ul> |
| Reception  | <ul style="list-style-type: none"><li>• Double to 10</li><li>• Make equal groups</li></ul>   |
| Year 1     | <ul style="list-style-type: none"><li>• Count in 2s, 5s and 10s</li><li>• Add equal groups</li><li>• Make arrays</li><li>• Make doubles</li></ul>                                      |

# Progression of skills - Multiplication

| Year group | Skill   |
|------------|---|
| Year 2     | <ul style="list-style-type: none"><li>• Link repeated addition and multiplication</li><li>• Use arrays</li><li>• Double</li><li>• The 2 times-table</li><li>• The 10 times-table</li><li>• The 5 times-table</li><li>• Missing numbers</li></ul>  |
| Year 3     | <ul style="list-style-type: none"><li>• The 3 times-table</li><li>• The 4 times-table</li><li>• The 8 times-table</li><li>• Related facts</li><li>• Multiply a 2-digit number by a 1-digit number - no exchange</li><li>• Multiply a 2-digit number by a 1-digit number - with exchange</li><li>• Scaling</li><li>• Correspondence problems</li></ul> |

# Progression of skills - Multiplication

| Year group | Skill  |
|------------|--|
| Year 4     | <ul style="list-style-type: none"><li>• Times-table facts to <math>12 \times 12</math></li><li>• Multiply by 1 and 0</li><li>• Multiply 3 numbers</li><li>• Factor pairs</li><li>• Multiply by 10 and 100</li><li>• Related facts</li><li>• Mental strategies</li><li>• Multiply a 2 or 3-digit number by a 1-digit number</li><li>• Scaling</li><li>• Correspondence problems</li></ul> |



# Progression of skills - Multiplication

| Year group | Skill  |
|------------|--|
| Year 5     | <ul style="list-style-type: none"><li>• Multiples and factors</li><li>• Square and cube numbers</li><li>• Multiply numbers up to 4 digits by a 1-digit number</li><li>• Multiply numbers up to 4 digits by a 2-digit number</li><li>• Multiply by 10, 100 and 1,000</li><li>• Mental strategies</li><li>• Multiply fractions by a whole number</li><li>• Multiply mixed numbers by a whole number</li><li>• Find the whole</li></ul> |




# Progression of skills - Multiplication

| Year group | Skill   |
|------------|---|
| Year 6     | <ul style="list-style-type: none"><li>• Multiply numbers up to 4 digits by a 2-digit number</li><li>• Multiply by 10, 100 and 1,000</li><li>• Order of operations</li><li>• Multiply decimals by integers</li><li>• Multiply fractions by fractions</li><li>• Find the whole</li><li>• Calculations involving ratio</li></ul> |


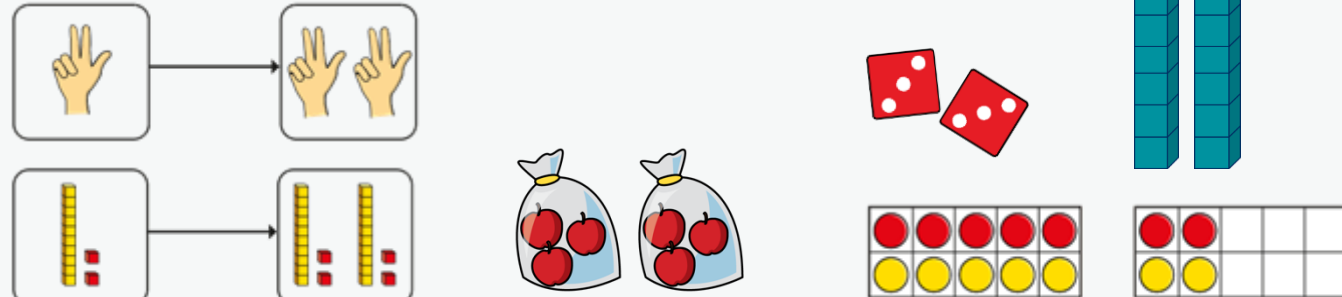
# Multiplication

|  |   |
|--|---|
| <p><b>Reception</b></p>  | <ul style="list-style-type: none"> <li>• Have a deep understanding of number to 10, including the composition of each number.</li> <li>• Subitise (recognise quantities without counting) up to 5</li> <li>• Automatically recall (without reference to rhymes, counting or other aids) number bonds up to 5 and some number bonds to 10, including double facts.</li> <li>• Explore and represent patterns within numbers up to 10, including evens and odds, double facts and how quantities can be distributed equally.</li> </ul> |
| <p><b>Progression of skills</b></p>  | <p><b>Key representations</b></p>   |
| <p><b>Double to 10</b></p> <p>Prompt children to notice that double means twice as many and to notice that there are two equal groups.</p>   | <p>Double ... is ...<br/>... is double ...</p>    |
| <p><b>Make equal groups</b></p> <p>Provide opportunities to make equal groups when tidying up or during snack time. Encourage children to check that each group has the same amount.</p> | <p>There are ... groups of ...<br/>There are ... altogether.</p>    |

# Multiplication










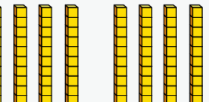
|  |  |  |  |    |    |    |    |    |    |   |   |    |    |    |    |    |    |    |    |    |    |    |    |    |    |    |    |    |    |    |    |    |    |    |    |    |    |    |    |    |    |    |    |    |    |    |    |    |    |    |    |    |   |   |    |    |    |  |  |  |  |
|--|--|--|--|----|----|----|----|----|----|---|---|----|----|----|----|----|----|----|----|----|----|----|----|----|----|----|----|----|----|----|----|----|----|----|----|----|----|----|----|----|----|----|----|----|----|----|----|----|----|----|----|----|---|---|----|----|----|--|--|--|--|
| <p><b>Year 1</b></p>   | <ul style="list-style-type: none"> <li>Count in multiples of twos, fives and tens.</li> <li>Solve one-step problems involving multiplication, using concrete objects, pictorial representations and arrays with the support of the teacher.</li> </ul> |  |  |    |    |    |    |    |    |   |   |    |    |    |    |    |    |    |    |    |    |    |    |    |    |    |    |    |    |    |    |    |    |    |    |    |    |    |    |    |    |    |    |    |    |    |    |    |    |    |    |    |   |   |    |    |    |  |  |  |  |
| <p><b>Progression of skills</b></p>  | <p><b>Key representations</b></p>  |  |  |    |    |    |    |    |    |   |   |    |    |    |    |    |    |    |    |    |    |    |    |    |    |    |    |    |    |    |    |    |    |    |    |    |    |    |    |    |    |    |    |    |    |    |    |    |    |    |    |    |   |   |    |    |    |  |  |  |  |
| <p><b>Count in 2s, 5s and 10s</b></p> <p>Begin by counting objects that naturally come in 2s, 5s and 10s, for example pairs of socks or fingers.</p>   | <p>There are ... equal groups of ...<br/>There are ... altogether.</p>   | <p>Continue to colour in ...s<br/>What do you notice?</p> <table border="1" data-bbox="1104 672 1473 853"> <tr><td>1</td><td>2</td><td>3</td><td>4</td><td>5</td><td>6</td><td>7</td><td>8</td><td>9</td><td>10</td></tr> <tr><td>11</td><td>12</td><td>13</td><td>14</td><td>15</td><td>16</td><td>17</td><td>18</td><td>19</td><td>20</td></tr> <tr><td>21</td><td>22</td><td>23</td><td>24</td><td>25</td><td>26</td><td>27</td><td>28</td><td>29</td><td>30</td></tr> <tr><td>31</td><td>32</td><td>33</td><td>34</td><td>35</td><td>36</td><td>37</td><td>38</td><td>39</td><td>40</td></tr> <tr><td>41</td><td>42</td><td>43</td><td>44</td><td>45</td><td>46</td><td>47</td><td>48</td><td>49</td><td>50</td></tr> </table> | 1  | 2  | 3  | 4  | 5  | 6  | 7  | 8 | 9 | 10 | 11 | 12 | 13 | 14 | 15 | 16 | 17 | 18 | 19 | 20 | 21 | 22 | 23 | 24 | 25 | 26 | 27 | 28 | 29 | 30 | 31 | 32 | 33 | 34 | 35 | 36 | 37 | 38 | 39 | 40 | 41 | 42 | 43 | 44 | 45 | 46 | 47 | 48 | 49 | 50 | <p>Complete the number track/number line by counting in ...s.</p> <table border="1" data-bbox="1520 686 1943 739"> <tr> <td>5</td> <td>10</td> <td>15</td> <td>20</td> <td></td> <td></td> <td></td> <td></td> </tr> </table>  | 5 | 10 | 15 | 20 |  |  |  |  |
| 1  | 2  | 3  | 4  | 5  | 6  | 7  | 8  | 9  | 10 |   |   |    |    |    |    |    |    |    |    |    |    |    |    |    |    |    |    |    |    |    |    |    |    |    |    |    |    |    |    |    |    |    |    |    |    |    |    |    |    |    |    |    |   |   |    |    |    |  |  |  |  |
| 11   | 12   | 13   | 14   | 15 | 16 | 17 | 18 | 19 | 20 |   |   |    |    |    |    |    |    |    |    |    |    |    |    |    |    |    |    |    |    |    |    |    |    |    |    |    |    |    |    |    |    |    |    |    |    |    |    |    |    |    |    |    |   |   |    |    |    |  |  |  |  |
| 21   | 22   | 23   | 24   | 25 | 26 | 27 | 28 | 29 | 30 |   |   |    |    |    |    |    |    |    |    |    |    |    |    |    |    |    |    |    |    |    |    |    |    |    |    |    |    |    |    |    |    |    |    |    |    |    |    |    |    |    |    |    |   |   |    |    |    |  |  |  |  |
| 31   | 32   | 33   | 34   | 35 | 36 | 37 | 38 | 39 | 40 |   |   |    |    |    |    |    |    |    |    |    |    |    |    |    |    |    |    |    |    |    |    |    |    |    |    |    |    |    |    |    |    |    |    |    |    |    |    |    |    |    |    |    |   |   |    |    |    |  |  |  |  |
| 41   | 42   | 43   | 44   | 45 | 46 | 47 | 48 | 49 | 50 |   |   |    |    |    |    |    |    |    |    |    |    |    |    |    |    |    |    |    |    |    |    |    |    |    |    |    |    |    |    |    |    |    |    |    |    |    |    |    |    |    |    |    |   |   |    |    |    |  |  |  |  |
| 5  | 10   | 15   | 20   |    |    |    |    |    |    |   |   |    |    |    |    |    |    |    |    |    |    |    |    |    |    |    |    |    |    |    |    |    |    |    |    |    |    |    |    |    |    |    |    |    |    |    |    |    |    |    |    |    |   |   |    |    |    |  |  |  |  |
| <p><b>Add equal groups</b><br/>(repeated addition)</p> <p>Children should be able to write a repeated addition to represent equal groups and to draw pictures or use objects to represent a repeated addition.</p> | <p>There are ... groups of ...<br/>There are ... altogether.</p>  <p><math>10 + 10 + 10 = 30</math></p> <p><math>5 + 5 + 5 + 5 = 20</math></p>                       |  | <p>What is the same? What is different?</p> <p><math>2 + 2 + 2 =</math></p> <p><math>5 + 5 + 5 =</math></p> <p><math>10 + 10 + 10 =</math></p> <p>Use objects or a drawing to represent the equal groups and find how many in total.</p> |    |    |    |    |    |    |   |   |    |    |    |    |    |    |    |    |    |    |    |    |    |    |    |    |    |    |    |    |    |    |    |    |    |    |    |    |    |    |    |    |    |    |    |    |    |    |    |    |    |   |   |    |    |    |  |  |  |  |

# Multiplication

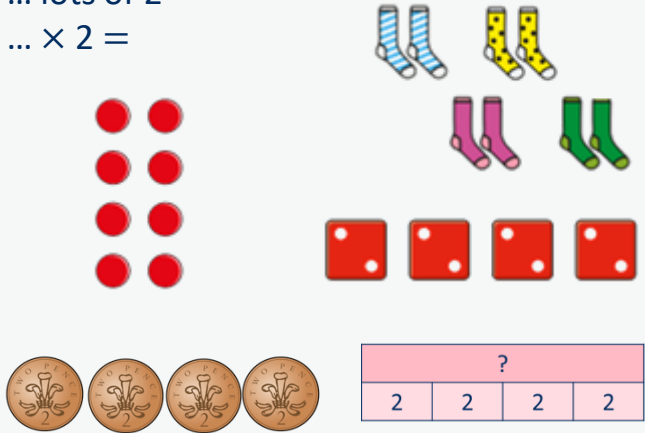

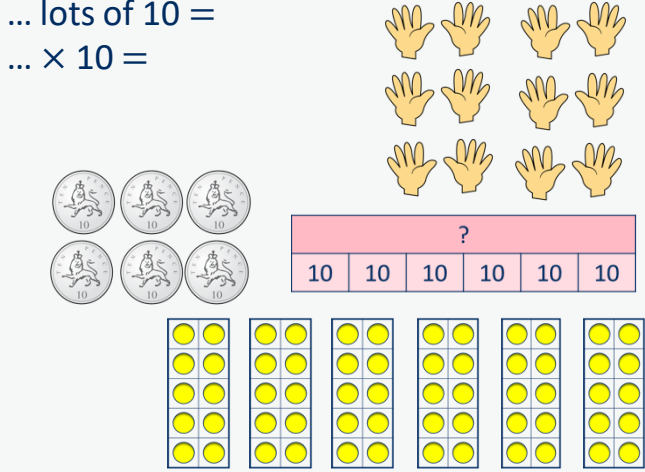

| Progression of skills  | Key representations  |
|--|--|
| <p><b>Make arrays</b></p> <p>Children use their knowledge of adding equal groups to arrange objects in columns and rows.</p>                           | <p>There are ... rows of ... There are ... altogether.<br/>There are ... columns of ... There are ... altogether.</p>  |
| <p><b>Make doubles</b></p> <p>Children understand that doubles are two equal groups. Children may begin to explore doubles beyond 20 using base 10</p> | <p>Double ... is ...<br/>... + ... = ...</p>    |






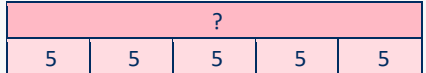


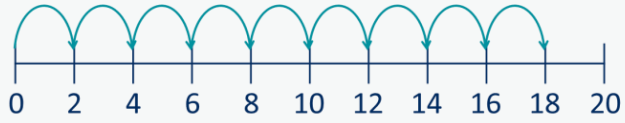
# Multiplication

|  |   |   |   |  |   |   |    |  |  |  |   |   |   |   |
|--|---|---|---|--|---|---|----|--|--|--|---|---|---|---|
| <p><b>Year 2</b></p>   | <ul style="list-style-type: none"> <li>Recall and use multiplication facts for the 2, 5 and 10 multiplication tables.</li> <li>Calculate mathematical statements for multiplication within the multiplication tables and write them using the multiplication (<math>\times</math>) and equals (<math>=</math>) signs.</li> <li>Show that multiplication of two numbers can be done in any order (commutative).</li> </ul>   |   |   |  |   |   |    |  |  |  |   |   |   |   |
| <p><b>Progression of skills</b></p>  | <p><b>Key representations</b></p>   |   |   |  |   |   |    |  |  |  |   |   |   |   |
| <p><b>Link repeated addition and multiplication</b></p> <p>Encourage children to make the link between repeated addition and multiplication.</p> | <p>There are ... equal groups with ... in each group.<br/>There are ... altogether.</p> <div style="display: flex; justify-content: space-around; align-items: flex-start;"> <div style="text-align: center;">  </div> <div style="text-align: center;"> <table border="1" style="background-color: #f8d7da; border-collapse: collapse;"> <tr><td colspan="2" style="text-align: center;">6</td></tr> <tr><td style="text-align: center;">3</td><td style="text-align: center;">3</td></tr> </table> </div> <div style="text-align: left;"> <p><math>3 + 3 = 6</math><br/><math>2 \times 3 = 6</math></p> </div> </div><br><div style="display: flex; justify-content: space-around; align-items: flex-start;"> <div style="text-align: center;">  </div> <div style="text-align: center;"> <table border="1" style="background-color: #f8d7da; border-collapse: collapse;"> <tr><td colspan="4" style="text-align: center;">20</td></tr> <tr><td style="text-align: center;">5</td><td style="text-align: center;">5</td><td style="text-align: center;">5</td><td style="text-align: center;">5</td></tr> </table> </div> <div style="text-align: left;"> <p><math>5 + 5 + 5 + 5 = 20</math><br/><math>4 \times 5 = 20</math></p> </div> </div> |   | 6 |  | 3 | 3 | 20 |  |  |  | 5 | 5 | 5 | 5 |
| 6  |   |   |   |  |   |   |    |  |  |  |   |   |   |   |
| 3  | 3   |   |   |  |   |   |    |  |  |  |   |   |   |   |
| 20   |   |   |   |  |   |   |    |  |  |  |   |   |   |   |
| 5  | 5   | 5   | 5 |  |   |   |    |  |  |  |   |   |   |   |
| <p><b>Use arrays</b></p> <p>Encourage children to see that multiplication is commutative.</p>  | <p>There are ... rows with ... in each row.<br/>There are ... columns with ... in each column.</p> <div style="display: flex; justify-content: space-between;"> <div style="text-align: center;">  <p>3 lots of 5 = 15<br/><math>5 + 5 + 5 = 15</math></p> </div> <div style="text-align: center;">  <p>5 lots of 3 = 15<br/><math>3 + 3 + 3 + 3 + 3 = 15</math></p> </div> </div>  | <p>I can see ... <math>\times</math> ... and ... <math>\times</math> ...</p> <p style="text-align: center;"><math>3 \times 5 = 15</math><br/><math>5 \times 3 = 15</math><br/><math>3 \times 5 = 5 \times 3</math></p>  |   |  |   |   |    |  |  |  |   |   |   |   |
| <p><b>Double</b></p> <p>Encourage children to make links with related facts.</p>   | <p>Double ... is ...</p> <div style="display: flex; align-items: center;">  <span style="margin: 0 10px;">→</span>  </div> <p style="margin-left: 100px;"><math>\text{Double } 4 = 4 + 4</math><br/><math>\text{Double } 4 \text{ is } 8</math></p>   | <p>Double ... is ... so double ... is ...</p> <div style="display: flex; align-items: center;">  <span style="margin: 0 10px;">→</span>  </div> <p style="margin-left: 100px;"><math>\text{Double } 4 \text{ is } 8</math></p> <div style="display: flex; align-items: center;">  <span style="margin: 0 10px;">→</span>  </div> <p style="margin-left: 100px;"><math>\text{Double } 40 \text{ is } 80</math></p> |   |  |   |   |    |  |  |  |   |   |   |   |






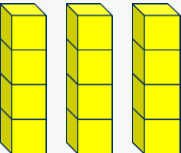




# Multiplication

| Progression of skills   | Key representations   |  |    |    |    |    |    |    |    |   |   |    |    |    |    |    |    |    |    |    |    |    |    |    |    |    |    |    |    |    |    |    |    |    |    |    |    |    |    |    |    |    |
|---|---|--|----|----|----|----|----|----|----|---|---|----|----|----|----|----|----|----|----|----|----|----|----|----|----|----|----|----|----|----|----|----|----|----|----|----|----|----|----|----|----|----|
| <p><b>The 2 times-table</b></p> <p>Encourage daily counting in multiples both forwards and back. Notice that all multiples of 2 are even numbers.</p> | <p>... lots of 2 =</p> <p>... <math>\times 2 =</math></p>     | <p>... times 2 is equal to ...</p> <table border="1" data-bbox="1390 347 1804 464"> <tr><td>1</td><td>2</td><td>3</td><td>4</td><td>5</td><td>6</td><td>7</td><td>8</td><td>9</td><td>10</td></tr> <tr><td>11</td><td>12</td><td>13</td><td>14</td><td>15</td><td>16</td><td>17</td><td>18</td><td>19</td><td>20</td></tr> <tr><td>21</td><td>22</td><td>23</td><td>24</td><td>25</td><td>26</td><td>27</td><td>28</td><td>29</td><td>30</td></tr> </table> <p> <math>1 \times 2 = 2</math>    <math>2 = 1 \times 2</math><br/> <math>2 \times 2 = 4</math>    <math>4 = 2 \times 2</math><br/> <math>3 \times 2 = 6</math>    <math>6 = 3 \times 2</math> </p>   | 1  | 2  | 3  | 4  | 5  | 6  | 7  | 8 | 9 | 10 | 11 | 12 | 13 | 14 | 15 | 16 | 17 | 18 | 19 | 20 | 21 | 22 | 23 | 24 | 25 | 26 | 27 | 28 | 29 | 30 |    |    |    |    |    |    |    |    |    |    |
| 1   | 2   | 3  | 4  | 5  | 6  | 7  | 8  | 9  | 10 |   |   |    |    |    |    |    |    |    |    |    |    |    |    |    |    |    |    |    |    |    |    |    |    |    |    |    |    |    |    |    |    |    |
| 11  | 12  | 13   | 14 | 15 | 16 | 17 | 18 | 19 | 20 |   |   |    |    |    |    |    |    |    |    |    |    |    |    |    |    |    |    |    |    |    |    |    |    |    |    |    |    |    |    |    |    |    |
| 21  | 22  | 23   | 24 | 25 | 26 | 27 | 28 | 29 | 30 |   |   |    |    |    |    |    |    |    |    |    |    |    |    |    |    |    |    |    |    |    |    |    |    |    |    |    |    |    |    |    |    |    |
| <p><b>The 10 times-table</b></p> <p>Encourage daily counting in multiples both forwards and back. Notice the pattern in the numbers.</p>              | <p>... lots of 10 =</p> <p>... <math>\times 10 =</math></p>  | <p>... times 10 is equal to ...</p> <table border="1" data-bbox="1390 825 1804 985"> <tr><td>1</td><td>2</td><td>3</td><td>4</td><td>5</td><td>6</td><td>7</td><td>8</td><td>9</td><td>10</td></tr> <tr><td>11</td><td>12</td><td>13</td><td>14</td><td>15</td><td>16</td><td>17</td><td>18</td><td>19</td><td>20</td></tr> <tr><td>21</td><td>22</td><td>23</td><td>24</td><td>25</td><td>26</td><td>27</td><td>28</td><td>29</td><td>30</td></tr> <tr><td>31</td><td>32</td><td>33</td><td>34</td><td>35</td><td>36</td><td>37</td><td>38</td><td>39</td><td>40</td></tr> </table> <p> <math>1 \times 10 = 10</math>    <math>10 = 1 \times 10</math><br/> <math>2 \times 10 = 20</math>    <math>20 = 2 \times 10</math><br/> <math>3 \times 10 = 30</math>    <math>30 = 3 \times 10</math> </p>  | 1  | 2  | 3  | 4  | 5  | 6  | 7  | 8 | 9 | 10 | 11 | 12 | 13 | 14 | 15 | 16 | 17 | 18 | 19 | 20 | 21 | 22 | 23 | 24 | 25 | 26 | 27 | 28 | 29 | 30 | 31 | 32 | 33 | 34 | 35 | 36 | 37 | 38 | 39 | 40 |
| 1   | 2   | 3  | 4  | 5  | 6  | 7  | 8  | 9  | 10 |   |   |    |    |    |    |    |    |    |    |    |    |    |    |    |    |    |    |    |    |    |    |    |    |    |    |    |    |    |    |    |    |    |
| 11  | 12  | 13   | 14 | 15 | 16 | 17 | 18 | 19 | 20 |   |   |    |    |    |    |    |    |    |    |    |    |    |    |    |    |    |    |    |    |    |    |    |    |    |    |    |    |    |    |    |    |    |
| 21  | 22  | 23   | 24 | 25 | 26 | 27 | 28 | 29 | 30 |   |   |    |    |    |    |    |    |    |    |    |    |    |    |    |    |    |    |    |    |    |    |    |    |    |    |    |    |    |    |    |    |    |
| 31  | 32  | 33   | 34 | 35 | 36 | 37 | 38 | 39 | 40 |   |   |    |    |    |    |    |    |    |    |    |    |    |    |    |    |    |    |    |    |    |    |    |    |    |    |    |    |    |    |    |    |    |

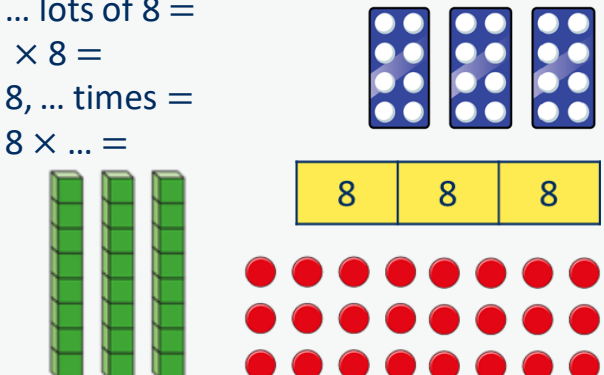

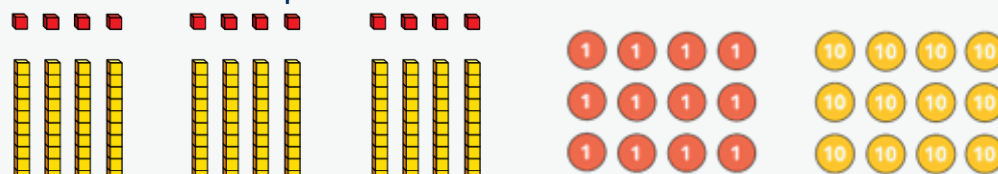
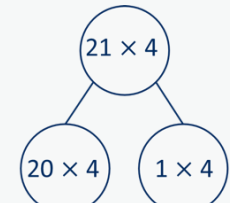
# Multiplication

| Progression of skills   | Key representations   |   |    |    |    |    |    |    |    |   |   |    |    |    |    |    |    |    |    |    |    |    |    |    |    |    |    |    |    |    |    |    |    |    |    |    |    |    |    |    |    |    |
|---|---|---|----|----|----|----|----|----|----|---|---|----|----|----|----|----|----|----|----|----|----|----|----|----|----|----|----|----|----|----|----|----|----|----|----|----|----|----|----|----|----|----|
| <p><b>The 5 times-table</b></p> <p>Encourage daily counting in multiples both forwards and back. Notice the pattern in the numbers.</p> | <p>... lots of 5 =</p> <p>... <math>\times 5 =</math></p>     | <p>... times 5 is equal to ...</p> <table border="1" data-bbox="1388 335 1813 499"> <tr><td>1</td><td>2</td><td>3</td><td>4</td><td>5</td><td>6</td><td>7</td><td>8</td><td>9</td><td>10</td></tr> <tr><td>11</td><td>12</td><td>13</td><td>14</td><td>15</td><td>16</td><td>17</td><td>18</td><td>19</td><td>20</td></tr> <tr><td>21</td><td>22</td><td>23</td><td>24</td><td>25</td><td>26</td><td>27</td><td>28</td><td>29</td><td>30</td></tr> <tr><td>31</td><td>32</td><td>33</td><td>34</td><td>35</td><td>36</td><td>37</td><td>38</td><td>39</td><td>40</td></tr> </table> <p> <math>1 \times 5 = 5</math>      <math>5 = 1 \times 5</math><br/> <math>2 \times 5 = 10</math>    <math>10 = 2 \times 5</math><br/> <math>3 \times 5 = 15</math>    <math>15 = 3 \times 5</math> </p>  | 1  | 2  | 3  | 4  | 5  | 6  | 7  | 8 | 9 | 10 | 11 | 12 | 13 | 14 | 15 | 16 | 17 | 18 | 19 | 20 | 21 | 22 | 23 | 24 | 25 | 26 | 27 | 28 | 29 | 30 | 31 | 32 | 33 | 34 | 35 | 36 | 37 | 38 | 39 | 40 |
| 1   | 2   | 3   | 4  | 5  | 6  | 7  | 8  | 9  | 10 |   |   |    |    |    |    |    |    |    |    |    |    |    |    |    |    |    |    |    |    |    |    |    |    |    |    |    |    |    |    |    |    |    |
| 11  | 12  | 13  | 14 | 15 | 16 | 17 | 18 | 19 | 20 |   |   |    |    |    |    |    |    |    |    |    |    |    |    |    |    |    |    |    |    |    |    |    |    |    |    |    |    |    |    |    |    |    |
| 21  | 22  | 23  | 24 | 25 | 26 | 27 | 28 | 29 | 30 |   |   |    |    |    |    |    |    |    |    |    |    |    |    |    |    |    |    |    |    |    |    |    |    |    |    |    |    |    |    |    |    |    |
| 31  | 32  | 33  | 34 | 35 | 36 | 37 | 38 | 39 | 40 |   |   |    |    |    |    |    |    |    |    |    |    |    |    |    |    |    |    |    |    |    |    |    |    |    |    |    |    |    |    |    |    |    |
| <p><b>Missing numbers</b></p> <p>Make links to known facts.</p>   | <p>... is equal to ... groups of ...</p> <p>18 socks, how many pairs? </p>    | <p>... times ... is equal to ...</p> <p><input type="text"/> <math>\times 2 = 18</math></p> <p><math>18 = 2 \times</math> <input type="text"/></p>  |    |    |    |    |    |    |    |   |   |    |    |    |    |    |    |    |    |    |    |    |    |    |    |    |    |    |    |    |    |    |    |    |    |    |    |    |    |    |    |    |

























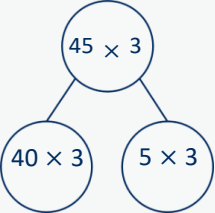



































# Multiplication

|   |   |  |    |    |    |    |    |    |    |   |   |    |    |    |    |    |    |    |    |    |    |    |    |    |    |    |    |    |    |    |    |    |
|---|---|--|----|----|----|----|----|----|----|---|---|----|----|----|----|----|----|----|----|----|----|----|----|----|----|----|----|----|----|----|----|----|
| <p><b>Year 3</b></p>  | <ul style="list-style-type: none"> <li>Recall and use multiplication facts for the 3, 4 and 8 multiplication tables.</li> <li>Write and calculate mathematical statements for multiplication using the multiplication tables that they know, including for two-digit numbers times one-digit numbers, using mental and progressing to formal written methods.</li> <li>Solve problems, including missing number problems, involving multiplication, including positive integer scaling problems and correspondence problems in which n objects are connected to m objects.</li> </ul> |  |    |    |    |    |    |    |    |   |   |    |    |    |    |    |    |    |    |    |    |    |    |    |    |    |    |    |    |    |    |    |
| <p><b>Progression of skills</b></p>   | <p><b>Key representations</b></p>   |  |    |    |    |    |    |    |    |   |   |    |    |    |    |    |    |    |    |    |    |    |    |    |    |    |    |    |    |    |    |    |
| <p><b>The 3 times-table</b></p> <p>Encourage daily counting in multiples both forwards and back.</p>  | <p>... groups of 3 =</p> <p><math>\dots \times 3 =</math></p> <p>3, ... times = </p> <p><math>3 \times \dots =</math> </p> <p> </p>   | <p>... times 3 is equal to ...</p> <table border="1" data-bbox="1348 664 1839 806"> <tr><td>1</td><td>2</td><td>3</td><td>4</td><td>5</td><td>6</td><td>7</td><td>8</td><td>9</td><td>10</td></tr> <tr><td>11</td><td>12</td><td>13</td><td>14</td><td>15</td><td>16</td><td>17</td><td>18</td><td>19</td><td>20</td></tr> <tr><td>21</td><td>22</td><td>23</td><td>24</td><td>25</td><td>26</td><td>27</td><td>28</td><td>29</td><td>30</td></tr> </table> <p><math>4 \times 3 = 12</math>   <math>12 = 4 \times 3</math></p>      | 1  | 2  | 3  | 4  | 5  | 6  | 7  | 8 | 9 | 10 | 11 | 12 | 13 | 14 | 15 | 16 | 17 | 18 | 19 | 20 | 21 | 22 | 23 | 24 | 25 | 26 | 27 | 28 | 29 | 30 |
| 1   | 2   | 3  | 4  | 5  | 6  | 7  | 8  | 9  | 10 |   |   |    |    |    |    |    |    |    |    |    |    |    |    |    |    |    |    |    |    |    |    |    |
| 11  | 12  | 13   | 14 | 15 | 16 | 17 | 18 | 19 | 20 |   |   |    |    |    |    |    |    |    |    |    |    |    |    |    |    |    |    |    |    |    |    |    |
| 21  | 22  | 23   | 24 | 25 | 26 | 27 | 28 | 29 | 30 |   |   |    |    |    |    |    |    |    |    |    |    |    |    |    |    |    |    |    |    |    |    |    |
| <p><b>The 4 times-table</b></p> <p>Encourage daily counting in multiples both forwards and back. Encourage children to notice links between the 2 and 4 times-tables.</p> | <p>... groups of 4 =</p> <p><math>\dots \times 4 =</math></p> <p>4, ... times = </p> <p><math>4 \times \dots =</math> </p> <p> </p>  | <p>... times 4 is equal to ...</p> <table border="1" data-bbox="1348 1025 1839 1168"> <tr><td>1</td><td>2</td><td>3</td><td>4</td><td>5</td><td>6</td><td>7</td><td>8</td><td>9</td><td>10</td></tr> <tr><td>11</td><td>12</td><td>13</td><td>14</td><td>15</td><td>16</td><td>17</td><td>18</td><td>19</td><td>20</td></tr> <tr><td>21</td><td>22</td><td>23</td><td>24</td><td>25</td><td>26</td><td>27</td><td>28</td><td>29</td><td>30</td></tr> </table> <p><math>3 \times 4 = 12</math>   <math>12 = 3 \times 4</math></p>  | 1  | 2  | 3  | 4  | 5  | 6  | 7  | 8 | 9 | 10 | 11 | 12 | 13 | 14 | 15 | 16 | 17 | 18 | 19 | 20 | 21 | 22 | 23 | 24 | 25 | 26 | 27 | 28 | 29 | 30 |
| 1   | 2   | 3  | 4  | 5  | 6  | 7  | 8  | 9  | 10 |   |   |    |    |    |    |    |    |    |    |    |    |    |    |    |    |    |    |    |    |    |    |    |
| 11  | 12  | 13   | 14 | 15 | 16 | 17 | 18 | 19 | 20 |   |   |    |    |    |    |    |    |    |    |    |    |    |    |    |    |    |    |    |    |    |    |    |
| 21  | 22  | 23   | 24 | 25 | 26 | 27 | 28 | 29 | 30 |   |   |    |    |    |    |    |    |    |    |    |    |    |    |    |    |    |    |    |    |    |    |    |

# Multiplication

| Progression of skills  | Key representations  |   |      |      |    |    |    |    |    |   |   |    |    |    |      |      |    |    |    |    |    |    |    |    |    |    |    |    |    |    |    |    |
|--|--|---|------|------|----|----|----|----|----|---|---|----|----|----|------|------|----|----|----|----|----|----|----|----|----|----|----|----|----|----|----|----|
| <p><b>The 8 times-table</b></p> <p>Encourage daily counting in multiples both forwards and back. Encourage children to notice links between the 2, 4 and 8 times-tables.</p>                       | <p>... lots of 8 =<br/> <math>\times 8 =</math><br/>             8, ... times =<br/> <math>8 \times \dots =</math></p>   | <p>... times 8 is equal to ...</p> <table border="1" data-bbox="1326 328 1864 485"> <tr><td>1</td><td>2</td><td>3</td><td>4</td><td>5</td><td>6</td><td>7</td><td>8</td><td>9</td><td>10</td></tr> <tr><td>11</td><td>12</td><td>13</td><td>14</td><td>15</td><td>16</td><td>17</td><td>18</td><td>19</td><td>20</td></tr> <tr><td>21</td><td>22</td><td>23</td><td>24</td><td>25</td><td>26</td><td>27</td><td>28</td><td>29</td><td>30</td></tr> </table> <p><math>3 \times 8 = 24</math>    <math>24 = 3 \times 8</math></p>  | 1    | 2    | 3  | 4  | 5  | 6  | 7  | 8 | 9 | 10 | 11 | 12 | 13   | 14   | 15 | 16 | 17 | 18 | 19 | 20 | 21 | 22 | 23 | 24 | 25 | 26 | 27 | 28 | 29 | 30 |
| 1  | 2  | 3   | 4    | 5    | 6  | 7  | 8  | 9  | 10 |   |   |    |    |    |      |      |    |    |    |    |    |    |    |    |    |    |    |    |    |    |    |    |
| 11   | 12   | 13  | 14   | 15   | 16 | 17 | 18 | 19 | 20 |   |   |    |    |    |      |      |    |    |    |    |    |    |    |    |    |    |    |    |    |    |    |    |
| 21   | 22   | 23  | 24   | 25   | 26 | 27 | 28 | 29 | 30 |   |   |    |    |    |      |      |    |    |    |    |    |    |    |    |    |    |    |    |    |    |    |    |
| <p><b>Related facts</b></p> <p>Use knowledge of multiplying by 10 to scale times-table facts.</p>  | <p>... <math>\times</math> ... ones is equal to ... ones<br/>             so ... <math>\times</math> ... tens is equal to ... tens.</p>  <p><math>3 \times 4 = 12</math><br/> <math>3 \times 40 = 120</math></p>   |   |      |      |    |    |    |    |    |   |   |    |    |    |      |      |    |    |    |    |    |    |    |    |    |    |    |    |    |    |    |    |
| <p><b>Multiply a 2-digit number by a 1-digit number - no exchange</b></p> <p>Children apply their understanding of partitioning to represent and solve calculations using the expanded method.</p> | <p>... tens multiplied by ... is equal to ... tens.<br/>             ...ones multiplied by ... is equal to ... ones.</p> <table border="1" data-bbox="580 1071 911 1299"> <thead> <tr><th>Tens</th><th>Ones</th></tr> </thead> <tbody> <tr><td>30</td><td>0</td></tr> <tr><td>20</td><td>0</td></tr> <tr><td>10</td><td>0</td></tr> <tr><td>0</td><td>2</td></tr> <tr><td>0</td><td>2</td></tr> </tbody> </table> <p><math>30 \times 2 = 60</math><br/> <math>2 \times 2 = 4</math><br/> <math>32 \times 2 = 64</math></p>  <table border="1" data-bbox="1554 1071 1926 1299"> <thead> <tr><th>Tens</th><th>Ones</th></tr> </thead> <tbody> <tr><td>20</td><td>0</td></tr> <tr><td>10</td><td>0</td></tr> <tr><td>0</td><td>4</td></tr> <tr><td>0</td><td>4</td></tr> <tr><td>0</td><td>4</td></tr> <tr><td>0</td><td>4</td></tr> </tbody> </table> |   | Tens | Ones | 30 | 0  | 20 | 0  | 10 | 0 | 0 | 2  | 0  | 2  | Tens | Ones | 20 | 0  | 10 | 0  | 0  | 4  | 0  | 4  | 0  | 4  | 0  | 4  |    |    |    |    |
| Tens   | Ones   |   |      |      |    |    |    |    |    |   |   |    |    |    |      |      |    |    |    |    |    |    |    |    |    |    |    |    |    |    |    |    |
| 30   | 0  |   |      |      |    |    |    |    |    |   |   |    |    |    |      |      |    |    |    |    |    |    |    |    |    |    |    |    |    |    |    |    |
| 20   | 0  |   |      |      |    |    |    |    |    |   |   |    |    |    |      |      |    |    |    |    |    |    |    |    |    |    |    |    |    |    |    |    |
| 10   | 0  |   |      |      |    |    |    |    |    |   |   |    |    |    |      |      |    |    |    |    |    |    |    |    |    |    |    |    |    |    |    |    |
| 0  | 2  |   |      |      |    |    |    |    |    |   |   |    |    |    |      |      |    |    |    |    |    |    |    |    |    |    |    |    |    |    |    |    |
| 0  | 2  |   |      |      |    |    |    |    |    |   |   |    |    |    |      |      |    |    |    |    |    |    |    |    |    |    |    |    |    |    |    |    |
| Tens   | Ones   |   |      |      |    |    |    |    |    |   |   |    |    |    |      |      |    |    |    |    |    |    |    |    |    |    |    |    |    |    |    |    |
| 20   | 0  |   |      |      |    |    |    |    |    |   |   |    |    |    |      |      |    |    |    |    |    |    |    |    |    |    |    |    |    |    |    |    |
| 10   | 0  |   |      |      |    |    |    |    |    |   |   |    |    |    |      |      |    |    |    |    |    |    |    |    |    |    |    |    |    |    |    |    |
| 0  | 4  |   |      |      |    |    |    |    |    |   |   |    |    |    |      |      |    |    |    |    |    |    |    |    |    |    |    |    |    |    |    |    |
| 0  | 4  |   |      |      |    |    |    |    |    |   |   |    |    |    |      |      |    |    |    |    |    |    |    |    |    |    |    |    |    |    |    |    |
| 0  | 4  |   |      |      |    |    |    |    |    |   |   |    |    |    |      |      |    |    |    |    |    |    |    |    |    |    |    |    |    |    |    |    |
| 0  | 4  |   |      |      |    |    |    |    |    |   |   |    |    |    |      |      |    |    |    |    |    |    |    |    |    |    |    |    |    |    |    |    |

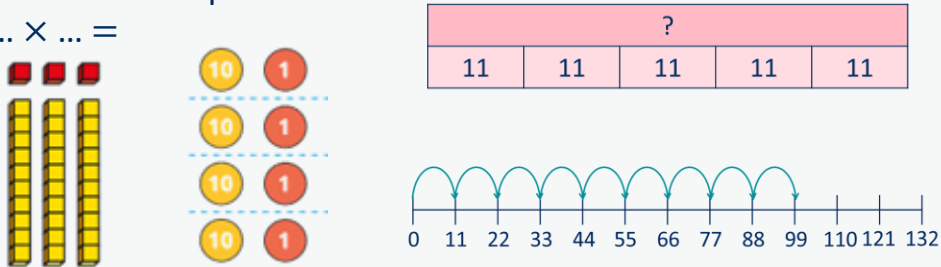

# Multiplication

| Progression of skills  | Key representations  |   |      |   |   |   |   |   |   |   |   |   |   |   |   |   |      |      |   |   |   |   |   |   |
|--|--|---|------|---|---|---|---|---|---|---|---|---|---|---|---|---|------|------|---|---|---|---|---|---|
| <p><b>Multiply a 2-digit number by a 1-digit number - with exchange</b></p> <p>Children apply their understanding of partitioning to represent and solve calculations using the expanded method.</p> | <p>... tens multiplied by ... is equal to ... tens.<br/>... ones multiplied by ... is equal to ... ones.</p> <table border="1" data-bbox="596 386 955 719"> <thead> <tr> <th>Tens</th> <th>Ones</th> </tr> </thead> <tbody> <tr> <td></td> <td></td> </tr> <tr> <td></td> <td></td> </tr> <tr> <td></td> <td></td> </tr> <tr> <td></td> <td></td> </tr> <tr> <td></td> <td></td> </tr> <tr> <td></td> <td></td> </tr> </tbody> </table> <p><math>20 \times 4 = 80</math><br/><math>4 \times 4 = 16</math></p> <p><math>24 \times 4 = 96</math></p> | Tens  | Ones |  |  |  |  |  |  |  |  |  |  |  |  |  <table border="1" data-bbox="1529 496 1908 686"> <thead> <tr> <th>Tens</th> <th>Ones</th> </tr> </thead> <tbody> <tr> <td></td> <td></td> </tr> <tr> <td></td> <td></td> </tr> <tr> <td></td> <td></td> </tr> </tbody> </table> | Tens | Ones |  |  |  |  |  |  |
| Tens   | Ones   |   |      |   |   |   |   |   |   |   |   |   |   |   |   |   |      |      |   |   |   |   |   |   |
|   |   |   |      |   |   |   |   |   |   |   |   |   |   |   |   |   |      |      |   |   |   |   |   |   |
|   |   |   |      |   |   |   |   |   |   |   |   |   |   |   |   |   |      |      |   |   |   |   |   |   |
|   |   |   |      |   |   |   |   |   |   |   |   |   |   |   |   |   |      |      |   |   |   |   |   |   |
|   |   |   |      |   |   |   |   |   |   |   |   |   |   |   |   |   |      |      |   |   |   |   |   |   |
|   |   |   |      |   |   |   |   |   |   |   |   |   |   |   |   |   |      |      |   |   |   |   |   |   |
|   |   |   |      |   |   |   |   |   |   |   |   |   |   |   |   |   |      |      |   |   |   |   |   |   |
| Tens   | Ones   |   |      |   |   |   |   |   |   |   |   |   |   |   |   |   |      |      |   |   |   |   |   |   |
|   |   |   |      |   |   |   |   |   |   |   |   |   |   |   |   |   |      |      |   |   |   |   |   |   |
|   |   |   |      |   |   |   |   |   |   |   |   |   |   |   |   |   |      |      |   |   |   |   |   |   |
|   |   |   |      |   |   |   |   |   |   |   |   |   |   |   |   |   |      |      |   |   |   |   |   |   |
| <p><b>Scaling</b></p> <p>Children focus on multiplication as scaling (... times the size) as opposed to repeated addition.</p>   | <p>There are .... times as many ... as ...</p>    <p>There are 3 times as many triangles as circles.</p>   | <p>... is ... times the size of ...<br/>... is ... times the length/height of ...</p>   <p>Miss Smith is twice the height of Jo.</p> |      |   |   |   |   |   |   |   |   |   |   |   |   |   |      |      |   |   |   |   |   |   |

# Multiplication




| Progression of skills  | Key representations   |         |      |         |      |  |      |        |  |      |        |  |      |
|--|---|---------|------|---------|------|--|------|--------|--|------|--------|--|------|
| <p><b>Correspondence problems</b><br/>(How many ways?)</p> <p>Encourage children to work systematically to find all the different possible combinations.</p> | <p>For every ... , there are ... possible ...<br/>There are ... <math>\times</math> ... possibilities altogether.</p> <div data-bbox="596 505 977 702"></div> <table border="1" data-bbox="1002 365 1297 711"><thead><tr><th></th><th data-bbox="1002 365 1147 401">hats</th><th data-bbox="1147 365 1297 401">scarves</th></tr></thead><tbody><tr><td data-bbox="1002 401 1147 505">blue</td><td data-bbox="1085 436 1127 472"></td><td data-bbox="1147 401 1297 505"><br/></td></tr><tr><td data-bbox="1002 505 1147 609">orange</td><td data-bbox="1085 541 1127 576"></td><td data-bbox="1147 505 1297 609"><br/></td></tr><tr><td data-bbox="1002 609 1147 711">purple</td><td data-bbox="1085 645 1127 681"></td><td data-bbox="1147 609 1297 711"><br/></td></tr></tbody></table> <p>For every hat, there are two possible scarves.<br/><math>3 \times 2 = 6</math></p> <p>There are 6 possibilities altogether.</p> |         | hats | scarves | blue |  | <br> | orange |  | <br> | purple |  | <br> |
|  | hats  | scarves |      |         |      |  |      |        |  |      |        |  |      |
| blue   |   | <br>    |      |         |      |  |      |        |  |      |        |  |      |
| orange   |   | <br>    |      |         |      |  |      |        |  |      |        |  |      |
| purple   |   | <br>    |      |         |      |  |      |        |  |      |        |  |      |

# Multiplication


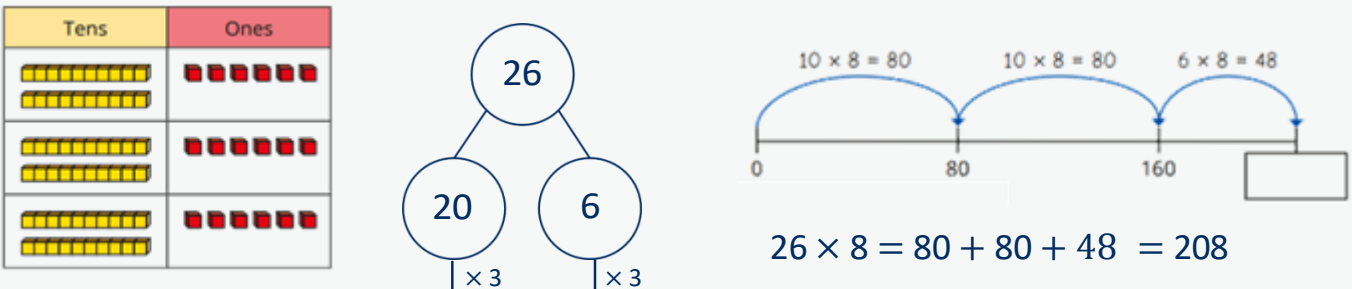
|  |  |   |                  |                  |                  |                  |                  |                  |                  |                  |   |    |    |    |    |    |    |    |    |    |    |    |    |    |    |    |    |    |    |    |    |    |    |    |    |    |    |    |    |    |    |    |    |    |    |    |    |    |    |    |    |    |    |    |    |    |    |    |    |    |    |    |    |    |    |    |    |    |    |    |    |    |    |    |    |    |    |    |    |    |    |    |    |    |    |    |    |    |    |    |    |    |    |    |    |    |    |    |    |    |    |     |
|--|--|---|------------------|------------------|------------------|------------------|------------------|------------------|------------------|------------------|---|----|----|----|----|----|----|----|----|----|----|----|----|----|----|----|----|----|----|----|----|----|----|----|----|----|----|----|----|----|----|----|----|----|----|----|----|----|----|----|----|----|----|----|----|----|----|----|----|----|----|----|----|----|----|----|----|----|----|----|----|----|----|----|----|----|----|----|----|----|----|----|----|----|----|----|----|----|----|----|----|----|----|----|----|----|----|----|----|----|----|-----|
| <p><b>Year 4</b></p>   | <ul style="list-style-type: none"> <li>Recall multiplication facts for multiplication tables up to <math>12 \times 12</math></li> <li>Use place value, known and derived facts to multiply mentally, including: multiplying by 0 and 1; multiplying together three numbers.</li> <li>Recognise and use factor pairs and commutativity in mental calculations.</li> <li>Multiply two-digit and three-digit numbers by a one-digit number using formal written layout.</li> <li>Solve problems involving multiplying and adding, including using the distributive law to multiply two-digit numbers by one digit, integer scaling problems and harder correspondence problems such as <math>n</math> objects are connected to <math>m</math> objects.</li> </ul> |   |                  |                  |                  |                  |                  |                  |                  |                  |   |    |    |    |    |    |    |    |    |    |    |    |    |    |    |    |    |    |    |    |    |    |    |    |    |    |    |    |    |    |    |    |    |    |    |    |    |    |    |    |    |    |    |    |    |    |    |    |    |    |    |    |    |    |    |    |    |    |    |    |    |    |    |    |    |    |    |    |    |    |    |    |    |    |    |    |    |    |    |    |    |    |    |    |    |    |    |    |    |    |    |     |
| <p><b>Progression of skills</b></p>  | <p><b>Key representations</b></p>  |   |                  |                  |                  |                  |                  |                  |                  |                  |   |    |    |    |    |    |    |    |    |    |    |    |    |    |    |    |    |    |    |    |    |    |    |    |    |    |    |    |    |    |    |    |    |    |    |    |    |    |    |    |    |    |    |    |    |    |    |    |    |    |    |    |    |    |    |    |    |    |    |    |    |    |    |    |    |    |    |    |    |    |    |    |    |    |    |    |    |    |    |    |    |    |    |    |    |    |    |    |    |    |    |     |
| <p><b>Times-table facts to <math>12 \times 12</math></b></p> <p>Encourage daily counting in multiples both forwards and back. Encourage children to notice links between related times-tables.</p> | <p>... groups of ... =<br/>... times ... is equal to ...<br/>... <math>\times</math> ... =</p>    | <table border="1"> <tr><td>1</td><td>2</td><td>3</td><td>4</td><td>5</td><td>6</td><td>7</td><td>8</td><td>9</td><td>10</td></tr> <tr><td>11</td><td>12</td><td>13</td><td>14</td><td>15</td><td>16</td><td>17</td><td>18</td><td>19</td><td>20</td></tr> <tr><td>21</td><td>22</td><td>23</td><td>24</td><td>25</td><td>26</td><td>27</td><td>28</td><td>29</td><td>30</td></tr> <tr><td>31</td><td>32</td><td>33</td><td>34</td><td>35</td><td>36</td><td>37</td><td>38</td><td>39</td><td>40</td></tr> <tr><td>41</td><td>42</td><td>43</td><td>44</td><td>45</td><td>46</td><td>47</td><td>48</td><td>49</td><td>50</td></tr> <tr><td>51</td><td>52</td><td>53</td><td>54</td><td>55</td><td>56</td><td>57</td><td>58</td><td>59</td><td>60</td></tr> <tr><td>61</td><td>62</td><td>63</td><td>64</td><td>65</td><td>66</td><td>67</td><td>68</td><td>69</td><td>70</td></tr> <tr><td>71</td><td>72</td><td>73</td><td>74</td><td>75</td><td>76</td><td>77</td><td>78</td><td>79</td><td>80</td></tr> <tr><td>81</td><td>82</td><td>83</td><td>84</td><td>85</td><td>86</td><td>87</td><td>88</td><td>89</td><td>90</td></tr> <tr><td>91</td><td>92</td><td>93</td><td>94</td><td>95</td><td>96</td><td>97</td><td>98</td><td>99</td><td>100</td></tr> </table> | 1                | 2                | 3                | 4                | 5                | 6                | 7                | 8                | 9 | 10 | 11 | 12 | 13 | 14 | 15 | 16 | 17 | 18 | 19 | 20 | 21 | 22 | 23 | 24 | 25 | 26 | 27 | 28 | 29 | 30 | 31 | 32 | 33 | 34 | 35 | 36 | 37 | 38 | 39 | 40 | 41 | 42 | 43 | 44 | 45 | 46 | 47 | 48 | 49 | 50 | 51 | 52 | 53 | 54 | 55 | 56 | 57 | 58 | 59 | 60 | 61 | 62 | 63 | 64 | 65 | 66 | 67 | 68 | 69 | 70 | 71 | 72 | 73 | 74 | 75 | 76 | 77 | 78 | 79 | 80 | 81 | 82 | 83 | 84 | 85 | 86 | 87 | 88 | 89 | 90 | 91 | 92 | 93 | 94 | 95 | 96 | 97 | 98 | 99 | 100 |
| 1  | 2  | 3   | 4                | 5                | 6                | 7                | 8                | 9                | 10               |                  |   |    |    |    |    |    |    |    |    |    |    |    |    |    |    |    |    |    |    |    |    |    |    |    |    |    |    |    |    |    |    |    |    |    |    |    |    |    |    |    |    |    |    |    |    |    |    |    |    |    |    |    |    |    |    |    |    |    |    |    |    |    |    |    |    |    |    |    |    |    |    |    |    |    |    |    |    |    |    |    |    |    |    |    |    |    |    |    |    |    |    |     |
| 11   | 12   | 13  | 14               | 15               | 16               | 17               | 18               | 19               | 20               |                  |   |    |    |    |    |    |    |    |    |    |    |    |    |    |    |    |    |    |    |    |    |    |    |    |    |    |    |    |    |    |    |    |    |    |    |    |    |    |    |    |    |    |    |    |    |    |    |    |    |    |    |    |    |    |    |    |    |    |    |    |    |    |    |    |    |    |    |    |    |    |    |    |    |    |    |    |    |    |    |    |    |    |    |    |    |    |    |    |    |    |    |     |
| 21   | 22   | 23  | 24               | 25               | 26               | 27               | 28               | 29               | 30               |                  |   |    |    |    |    |    |    |    |    |    |    |    |    |    |    |    |    |    |    |    |    |    |    |    |    |    |    |    |    |    |    |    |    |    |    |    |    |    |    |    |    |    |    |    |    |    |    |    |    |    |    |    |    |    |    |    |    |    |    |    |    |    |    |    |    |    |    |    |    |    |    |    |    |    |    |    |    |    |    |    |    |    |    |    |    |    |    |    |    |    |    |     |
| 31   | 32   | 33  | 34               | 35               | 36               | 37               | 38               | 39               | 40               |                  |   |    |    |    |    |    |    |    |    |    |    |    |    |    |    |    |    |    |    |    |    |    |    |    |    |    |    |    |    |    |    |    |    |    |    |    |    |    |    |    |    |    |    |    |    |    |    |    |    |    |    |    |    |    |    |    |    |    |    |    |    |    |    |    |    |    |    |    |    |    |    |    |    |    |    |    |    |    |    |    |    |    |    |    |    |    |    |    |    |    |    |     |
| 41   | 42   | 43  | 44               | 45               | 46               | 47               | 48               | 49               | 50               |                  |   |    |    |    |    |    |    |    |    |    |    |    |    |    |    |    |    |    |    |    |    |    |    |    |    |    |    |    |    |    |    |    |    |    |    |    |    |    |    |    |    |    |    |    |    |    |    |    |    |    |    |    |    |    |    |    |    |    |    |    |    |    |    |    |    |    |    |    |    |    |    |    |    |    |    |    |    |    |    |    |    |    |    |    |    |    |    |    |    |    |    |     |
| 51   | 52   | 53  | 54               | 55               | 56               | 57               | 58               | 59               | 60               |                  |   |    |    |    |    |    |    |    |    |    |    |    |    |    |    |    |    |    |    |    |    |    |    |    |    |    |    |    |    |    |    |    |    |    |    |    |    |    |    |    |    |    |    |    |    |    |    |    |    |    |    |    |    |    |    |    |    |    |    |    |    |    |    |    |    |    |    |    |    |    |    |    |    |    |    |    |    |    |    |    |    |    |    |    |    |    |    |    |    |    |    |     |
| 61   | 62   | 63  | 64               | 65               | 66               | 67               | 68               | 69               | 70               |                  |   |    |    |    |    |    |    |    |    |    |    |    |    |    |    |    |    |    |    |    |    |    |    |    |    |    |    |    |    |    |    |    |    |    |    |    |    |    |    |    |    |    |    |    |    |    |    |    |    |    |    |    |    |    |    |    |    |    |    |    |    |    |    |    |    |    |    |    |    |    |    |    |    |    |    |    |    |    |    |    |    |    |    |    |    |    |    |    |    |    |    |     |
| 71   | 72   | 73  | 74               | 75               | 76               | 77               | 78               | 79               | 80               |                  |   |    |    |    |    |    |    |    |    |    |    |    |    |    |    |    |    |    |    |    |    |    |    |    |    |    |    |    |    |    |    |    |    |    |    |    |    |    |    |    |    |    |    |    |    |    |    |    |    |    |    |    |    |    |    |    |    |    |    |    |    |    |    |    |    |    |    |    |    |    |    |    |    |    |    |    |    |    |    |    |    |    |    |    |    |    |    |    |    |    |    |     |
| 81   | 82   | 83  | 84               | 85               | 86               | 87               | 88               | 89               | 90               |                  |   |    |    |    |    |    |    |    |    |    |    |    |    |    |    |    |    |    |    |    |    |    |    |    |    |    |    |    |    |    |    |    |    |    |    |    |    |    |    |    |    |    |    |    |    |    |    |    |    |    |    |    |    |    |    |    |    |    |    |    |    |    |    |    |    |    |    |    |    |    |    |    |    |    |    |    |    |    |    |    |    |    |    |    |    |    |    |    |    |    |    |     |
| 91   | 92   | 93  | 94               | 95               | 96               | 97               | 98               | 99               | 100              |                  |   |    |    |    |    |    |    |    |    |    |    |    |    |    |    |    |    |    |    |    |    |    |    |    |    |    |    |    |    |    |    |    |    |    |    |    |    |    |    |    |    |    |    |    |    |    |    |    |    |    |    |    |    |    |    |    |    |    |    |    |    |    |    |    |    |    |    |    |    |    |    |    |    |    |    |    |    |    |    |    |    |    |    |    |    |    |    |    |    |    |    |     |
| <p><b>Multiply by 1 and 0</b></p>  | <p>Any number multiplied by 1 is equal to ...<br/>Any number multiplied by 0 is equal to ...</p>   | <p>... <math>\times</math> ... = ...</p> <table> <tr><td><math>1 \times 1 = 1</math></td><td><math>1 \times 0 = 0</math></td></tr> <tr><td><math>2 \times 1 = 2</math></td><td><math>2 \times 0 = 0</math></td></tr> <tr><td><math>3 \times 1 = 3</math></td><td><math>3 \times 0 = 0</math></td></tr> <tr><td><math>4 \times 1 = 4</math></td><td><math>4 \times 0 = 0</math></td></tr> </table>   | $1 \times 1 = 1$ | $1 \times 0 = 0$ | $2 \times 1 = 2$ | $2 \times 0 = 0$ | $3 \times 1 = 3$ | $3 \times 0 = 0$ | $4 \times 1 = 4$ | $4 \times 0 = 0$ |   |    |    |    |    |    |    |    |    |    |    |    |    |    |    |    |    |    |    |    |    |    |    |    |    |    |    |    |    |    |    |    |    |    |    |    |    |    |    |    |    |    |    |    |    |    |    |    |    |    |    |    |    |    |    |    |    |    |    |    |    |    |    |    |    |    |    |    |    |    |    |    |    |    |    |    |    |    |    |    |    |    |    |    |    |    |    |    |    |    |    |     |
| $1 \times 1 = 1$   | $1 \times 0 = 0$   |   |                  |                  |                  |                  |                  |                  |                  |                  |   |    |    |    |    |    |    |    |    |    |    |    |    |    |    |    |    |    |    |    |    |    |    |    |    |    |    |    |    |    |    |    |    |    |    |    |    |    |    |    |    |    |    |    |    |    |    |    |    |    |    |    |    |    |    |    |    |    |    |    |    |    |    |    |    |    |    |    |    |    |    |    |    |    |    |    |    |    |    |    |    |    |    |    |    |    |    |    |    |    |    |     |
| $2 \times 1 = 2$   | $2 \times 0 = 0$   |   |                  |                  |                  |                  |                  |                  |                  |                  |   |    |    |    |    |    |    |    |    |    |    |    |    |    |    |    |    |    |    |    |    |    |    |    |    |    |    |    |    |    |    |    |    |    |    |    |    |    |    |    |    |    |    |    |    |    |    |    |    |    |    |    |    |    |    |    |    |    |    |    |    |    |    |    |    |    |    |    |    |    |    |    |    |    |    |    |    |    |    |    |    |    |    |    |    |    |    |    |    |    |    |     |
| $3 \times 1 = 3$   | $3 \times 0 = 0$   |   |                  |                  |                  |                  |                  |                  |                  |                  |   |    |    |    |    |    |    |    |    |    |    |    |    |    |    |    |    |    |    |    |    |    |    |    |    |    |    |    |    |    |    |    |    |    |    |    |    |    |    |    |    |    |    |    |    |    |    |    |    |    |    |    |    |    |    |    |    |    |    |    |    |    |    |    |    |    |    |    |    |    |    |    |    |    |    |    |    |    |    |    |    |    |    |    |    |    |    |    |    |    |    |     |
| $4 \times 1 = 4$   | $4 \times 0 = 0$   |   |                  |                  |                  |                  |                  |                  |                  |                  |   |    |    |    |    |    |    |    |    |    |    |    |    |    |    |    |    |    |    |    |    |    |    |    |    |    |    |    |    |    |    |    |    |    |    |    |    |    |    |    |    |    |    |    |    |    |    |    |    |    |    |    |    |    |    |    |    |    |    |    |    |    |    |    |    |    |    |    |    |    |    |    |    |    |    |    |    |    |    |    |    |    |    |    |    |    |    |    |    |    |    |     |



# Multiplication

| Progression of skills   | Key representations   |      |      |   |  |    |      |   |    |   |   |   |  |  |   |      |
|---|---|------|------|---|--|----|------|---|----|---|---|---|--|--|---|------|
| <p><b>Multiply 3 numbers</b></p> <p>Children use their understanding of commutativity to multiply more efficiently.</p>   | <p>To work out ... <math>\times</math> ... <math>\times</math> ..., I can first calculate ... <math>\times</math> ... and then multiply the answer by ...</p> <div style="display: flex; align-items: center;">  <div style="margin-left: 20px;"> <math>4 \times 2 \times 3 = 8 \times 3 = 24</math><br/> <math>2 \times 3 \times 4 = 6 \times 4 = 24</math><br/> <math>3 \times 4 \times 2 = 12 \times 2 = 24</math> </div> </div>  |      |      |   |  |    |      |   |    |   |   |   |  |  |   |      |
| <p><b>Factor pairs</b></p> <p>Children explore equivalent calculations using different factors pairs.</p>   | <p><math>12 = \dots \times \dots</math>, so ... <math>\times</math> <math>12 = \dots \times \dots \times \dots</math></p> <div style="display: flex; justify-content: space-around; align-items: center;"> <div style="text-align: center;">  <p><math>8 \times 6 = 8 \times 3 \times 2</math><br/><math>8 \times 6 = 24 \times 2</math></p> </div> <div style="text-align: center;">  <p><math>6 \times 8 = 6 \times 4 \times 2</math><br/><math>6 \times 8 = 24 \times 2</math></p> </div> </div> |      |      |   |  |    |      |   |    |   |   |   |  |  |   |      |
| <p><b>Multiply by 10 and 100</b></p> <p>Some children may over-generalise that multiplying by 10 or 100 always results in adding zeros. This will cause issues later when multiplying decimals.</p> | <p>When I multiply by 10, the digits move ... place value column to the left.<br/>... is 10 times the size of ...</p> <div style="display: flex; align-items: center;"> <table border="1" style="border-collapse: collapse; text-align: center; width: 100px; height: 80px;"> <tr><th style="width: 33%;">H</th><th style="width: 33%;">T</th><th style="width: 33%;">O</th></tr> <tr><td></td><td>●●</td><td>●●●●</td></tr> </table> <div style="margin-left: 20px;"> <math>35 \times 10 = 350</math> </div> </div>  | H    | T    | O |  | ●● | ●●●● | <p>When I multiply by 100, the digits move ... place value columns to the left.<br/>... is 100 times the size of ...</p> <div style="display: flex; align-items: center;"> <table border="1" style="border-collapse: collapse; text-align: center; width: 150px; height: 80px;"> <tr><th style="width: 25%;">Th</th><th style="width: 25%;">H</th><th style="width: 25%;">T</th><th style="width: 25%;">O</th></tr> <tr><td></td><td></td><td>●</td><td>●●●●</td></tr> </table> <div style="margin-left: 20px;"> <math>14 \times 100 = 1,400</math> </div> </div> | Th | H | T | O |  |  | ● | ●●●● |
| H   | T   | O    |      |   |  |    |      |   |    |   |   |   |  |  |   |      |
|   | ●●  | ●●●● |      |   |  |    |      |   |    |   |   |   |  |  |   |      |
| Th  | H   | T    | O    |   |  |    |      |   |    |   |   |   |  |  |   |      |
|   |   | ●    | ●●●● |   |  |    |      |   |    |   |   |   |  |  |   |      |

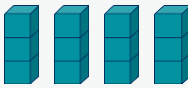


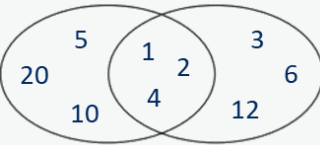






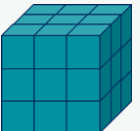
# Multiplication

| Progression of skills   | Key representations   |
|---|---|
| <p><b>Related facts</b></p> <p>Use knowledge of multiplying by 10 and 100 to scale times-table facts.</p> | <p>... × ... ones is equal to ... ones<br/>so ... × ... tens is equal to ... tens<br/>and ... × ... hundreds is equal to ... hundreds.</p>  <p> <math>3 \times 7 = 21</math>                      <math>7 \times 3 = 21</math><br/> <math>3 \times 70 = 210</math>                    <math>7 \times 30 = 210</math><br/> <math>3 \times 700 = 2,100</math>                <math>7 \times 300 = 2,100</math> </p> |
| <p><b>Mental strategies</b></p> <p>Partition 2 or 3-digit numbers to multiply using informal methods.</p> | <p>... tens multiplied by ... is equal to ... tens.<br/>...ones multiplied by ... is equal to ... ones.</p>  <p> <math>3 \times 26 = 60 + 18 = 78</math> </p> <p> <math>26 \times 8 = 80 + 80 + 48 = 208</math> </p>   |

# Multiplication

| Progression of skills  | Key representations   |         |          |         |      |        |      |     |      |          |      |     |      |           |      |     |      |         |      |     |      |      |      |     |      |
|--|---|---------|----------|---------|------|--------|------|-----|------|----------|------|-----|------|-----------|------|-----|------|---------|------|-----|------|------|------|-----|------|
| <p><b>Multiply a 2 or 3-digit number by a 1-digit number</b></p> <p>The short multiplication method is introduced for the first time, initially in an expanded form.</p> | <p>To multiply a 2-digit number by ... , I multiply the ones by ... and the tens by ...<br/>To multiply a 3-digit number by ... , I multiply the ones by ... , the tens by ... and the hundreds by ...</p>  |         |          |         |      |        |      |     |      |          |      |     |      |           |      |     |      |         |      |     |      |      |      |     |      |
| <p><b>Scaling</b></p> <p>Children focus on multiplication as scaling ( ... times the size).</p>  | <p>... is ... times the size of ...</p> <div style="display: flex; justify-content: space-around;"> <div style="text-align: center;"> <p><b>7</b></p> <p>7 7 7 7 7 7</p> <p>A computer mouse costs £7<br/>A keyboard costs 6 times as much.</p> </div> <div style="text-align: center;"> <p><b>6</b></p> <p>6 6 6 6 6 6 6</p> <p>A red ribbon is 6 cm.<br/>A yellow ribbon is 7 times as long.</p> </div> </div>  |         |          |         |      |        |      |     |      |          |      |     |      |           |      |     |      |         |      |     |      |      |      |     |      |
| <p><b>Correspondence problems</b></p> <p>Encourage children to use tables to show all the different possible combinations.</p>   | <p>For every ... , there are ... possibilities.<br/>There are ... × ... possibilities altogether.</p> <p>A pizza company offers a choice of 5 toppings and 3 bases.</p> <p><math>5 \times 3 = 15</math></p> <table border="1" data-bbox="1197 1061 1943 1310"> <thead> <tr> <th></th> <th>Deep pan</th> <th>Italian</th> <th>Thin</th> </tr> </thead> <tbody> <tr> <th>Cheese</th> <td>C DP</td> <td>C I</td> <td>C Th</td> </tr> <tr> <th>Mushroom</th> <td>M DP</td> <td>M I</td> <td>M Th</td> </tr> <tr> <th>Vegetable</th> <td>V DP</td> <td>V I</td> <td>V Th</td> </tr> <tr> <th>Chicken</th> <td>C DP</td> <td>C I</td> <td>C Th</td> </tr> <tr> <th>Tuna</th> <td>T DP</td> <td>T I</td> <td>T Th</td> </tr> </tbody> </table> |         | Deep pan | Italian | Thin | Cheese | C DP | C I | C Th | Mushroom | M DP | M I | M Th | Vegetable | V DP | V I | V Th | Chicken | C DP | C I | C Th | Tuna | T DP | T I | T Th |
|  | Deep pan  | Italian | Thin     |         |      |        |      |     |      |          |      |     |      |           |      |     |      |         |      |     |      |      |      |     |      |
| Cheese   | C DP  | C I     | C Th     |         |      |        |      |     |      |          |      |     |      |           |      |     |      |         |      |     |      |      |      |     |      |
| Mushroom   | M DP  | M I     | M Th     |         |      |        |      |     |      |          |      |     |      |           |      |     |      |         |      |     |      |      |      |     |      |
| Vegetable  | V DP  | V I     | V Th     |         |      |        |      |     |      |          |      |     |      |           |      |     |      |         |      |     |      |      |      |     |      |
| Chicken  | C DP  | C I     | C Th     |         |      |        |      |     |      |          |      |     |      |           |      |     |      |         |      |     |      |      |      |     |      |
| Tuna   | T DP  | T I     | T Th     |         |      |        |      |     |      |          |      |     |      |           |      |     |      |         |      |     |      |      |      |     |      |

# Multiplication

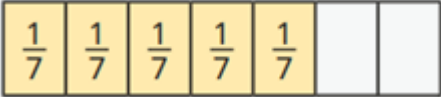

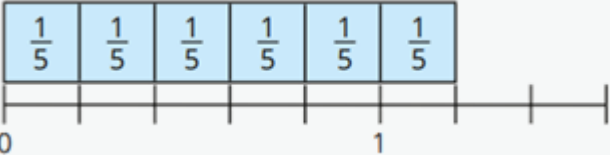
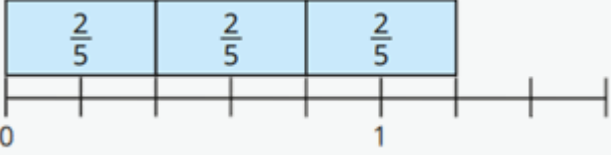



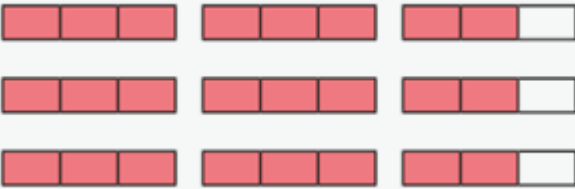
|   |   |    |  |    |    |    |    |    |    |   |    |    |    |    |    |    |    |    |    |    |    |    |    |    |    |    |    |    |    |    |    |  |   |
|---|---|----|--|----|----|----|----|----|----|---|----|----|----|----|----|----|----|----|----|----|----|----|----|----|----|----|----|----|----|----|----|--|---|
| <p><b>Year 5</b></p>  | <ul style="list-style-type: none"> <li>Identify multiples and factors, including finding all factor pairs of a number, and common factors of two numbers</li> <li>Recognise and use square numbers and cube numbers, and the notation for squared (<sup>2</sup>) and cubed (<sup>3</sup>)</li> <li>Multiply numbers up to 4 digits by a one- or two-digit number using a formal written method, including long multiplication for two-digit numbers.</li> <li>Multiply numbers mentally drawing upon known facts.</li> <li>Multiply whole numbers and those involving decimals by 10, 100 and 1000</li> <li>Multiply proper fractions and mixed numbers by whole numbers, supported by materials and diagrams.</li> </ul> |    |  |    |    |    |    |    |    |   |    |    |    |    |    |    |    |    |    |    |    |    |    |    |    |    |    |    |    |    |    |  |   |
| <p><b>Progression of skills</b></p>   | <p><b>Key representations</b></p>   |    |  |    |    |    |    |    |    |   |    |    |    |    |    |    |    |    |    |    |    |    |    |    |    |    |    |    |    |    |    |  |   |
| <p><b>Multiples and factors</b></p> <p>Encourage children to notice patterns and make links with known facts.</p> | <p>... is a multiple of ... because<br/>... × ... = ...</p>  <table border="1" data-bbox="576 901 1011 1029"> <tr><td>1</td><td>2</td><td>3</td><td>4</td><td>5</td><td>6</td><td>7</td><td>8</td><td>9</td><td>10</td></tr> <tr><td>11</td><td>12</td><td>13</td><td>14</td><td>15</td><td>16</td><td>17</td><td>18</td><td>19</td><td>20</td></tr> <tr><td>21</td><td>22</td><td>23</td><td>24</td><td>25</td><td>26</td><td>27</td><td>28</td><td>29</td><td>30</td></tr> </table>   | 1  | 2  | 3  | 4  | 5  | 6  | 7  | 8  | 9 | 10 | 11 | 12 | 13 | 14 | 15 | 16 | 17 | 18 | 19 | 20 | 21 | 22 | 23 | 24 | 25 | 26 | 27 | 28 | 29 | 30 | <p>... is a factor of ... because<br/>... × ... = ...</p>  $1 \times 8$<br> $2 \times 4$ <p>1, 2, 4 and 8 are factors of 8</p> | <p>The common factors of ... and ... are ...</p> <p>Factors of 20      Factors of 12</p>  |
| 1   | 2   | 3  | 4  | 5  | 6  | 7  | 8  | 9  | 10 |   |    |    |    |    |    |    |    |    |    |    |    |    |    |    |    |    |    |    |    |    |    |  |   |
| 11  | 12  | 13 | 14   | 15 | 16 | 17 | 18 | 19 | 20 |   |    |    |    |    |    |    |    |    |    |    |    |    |    |    |    |    |    |    |    |    |    |  |   |
| 21  | 22  | 23 | 24   | 25 | 26 | 27 | 28 | 29 | 30 |   |    |    |    |    |    |    |    |    |    |    |    |    |    |    |    |    |    |    |    |    |    |  |   |
| <p><b>Square and cube numbers</b></p>   | <p>... squared means ... × ...</p>  $1 \times 1$<br>$1^2 = 1$  $2 \times 2$<br>$2^2 = 4$  $3 \times 3$<br>$3^2 = 9$  $4 \times 4$<br>$4^2 = 16$   |    | <p>... cubed means ... × ... × ...</p>  $1 \times 1 \times 1$<br>$1^3 = 1$  $2 \times 2 \times 2$<br>$2^3 = 8$  $3 \times 3 \times 3$<br>$3^3 = 27$ |    |    |    |    |    |    |   |    |    |    |    |    |    |    |    |    |    |    |    |    |    |    |    |    |    |    |    |    |  |   |



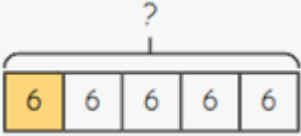
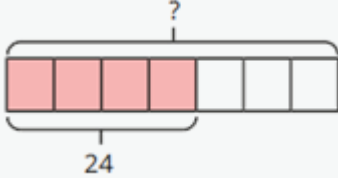
# Multiplication

| Progression of skills  | Key representations  |     |     |     |     |     |   |    |   |    |     |     |     |     |     |  |  |  |  |     |     |     |  |  |  |  |     |     |     |  |   |
|--|--|-----|-----|-----|-----|-----|---|----|---|----|-----|-----|-----|-----|-----|--|--|--|--|-----|-----|-----|--|--|--|--|-----|-----|-----|--|---|
| <p><b>Multiply by 10, 100 and 1,000</b></p> <p>Some children may over-generalise that multiplying by a power of 10 always results in adding zeros. This will cause issues later when multiplying decimals.</p> | <p>To multiply by 10/100/1,000, I move all the digits ... places to the left.<br/>... is 10/100/1,000 times the size of ...</p> <table style="width: 100%; border-collapse: collapse;"> <tr> <td style="border: 1px solid black; text-align: center; width: 12.5%;">M</td> <td style="border: 1px solid black; text-align: center; width: 12.5%;">HTh</td> <td style="border: 1px solid black; text-align: center; width: 12.5%;">TTh</td> <td style="border: 1px solid black; text-align: center; width: 12.5%;">Th</td> <td style="border: 1px solid black; text-align: center; width: 12.5%;">H</td> <td style="border: 1px solid black; text-align: center; width: 12.5%;">T</td> <td style="border: 1px solid black; text-align: center; width: 12.5%;">O</td> <td style="border: 1px solid black; width: 12.5%;"></td> <td style="border: 1px solid black; text-align: center; width: 12.5%;">Th</td> <td style="border: 1px solid black; text-align: center; width: 12.5%;">H</td> <td style="border: 1px solid black; text-align: center; width: 12.5%;">T</td> <td style="border: 1px solid black; text-align: center; width: 12.5%;">O</td> <td style="border: 1px solid black; text-align: center; width: 12.5%;">Tth</td> <td style="border: 1px solid black; text-align: center; width: 12.5%;">Hth</td> </tr> <tr> <td style="border: 1px solid black;"></td> <td style="border: 1px solid black;"></td> <td style="border: 1px solid black;"></td> <td style="border: 1px solid black;"></td> <td style="border: 1px solid black; text-align: center;">● ●</td> <td style="border: 1px solid black; text-align: center;">● ●</td> <td style="border: 1px solid black; text-align: center;">● ●</td> <td style="border: 1px solid black;"></td> <td style="border: 1px solid black;"></td> <td style="border: 1px solid black;"></td> <td style="border: 1px solid black;"></td> <td style="border: 1px solid black; text-align: center;">● ●</td> <td style="border: 1px solid black; text-align: center;">● ●</td> <td style="border: 1px solid black; text-align: center;">● ●</td> </tr> </table><br><table style="width: 100%;"> <tr> <td style="width: 50%; vertical-align: top;"> <math>234 \times 10 = 2,340</math><br/> <math>234 \times 100 = 23,400</math><br/> <math>234 \times 1,000 = 234,000</math> </td> <td style="width: 50%; vertical-align: top;"> <math>2.34 \times 10 = 23.4</math><br/> <math>2.34 \times 100 = 234</math><br/> <math>2.34 \times 1,000 = 2,340</math> </td> </tr> </table> | M   | HTh | TTh | Th  | H   | T | O  |   | Th | H   | T   | O   | Tth | Hth |  |  |  |  | ● ● | ● ● | ● ● |  |  |  |  | ● ● | ● ● | ● ● | $234 \times 10 = 2,340$<br>$234 \times 100 = 23,400$<br>$234 \times 1,000 = 234,000$ | $2.34 \times 10 = 23.4$<br>$2.34 \times 100 = 234$<br>$2.34 \times 1,000 = 2,340$ |
| M  | HTh  | TTh | Th  | H   | T   | O   |   | Th | H | T  | O   | Tth | Hth |     |     |  |  |  |  |     |     |     |  |  |  |  |     |     |     |  |   |
|  |  |     |     | ● ● | ● ● | ● ● |   |    |   |    | ● ● | ● ● | ● ● |     |     |  |  |  |  |     |     |     |  |  |  |  |     |     |     |  |   |
| $234 \times 10 = 2,340$<br>$234 \times 100 = 23,400$<br>$234 \times 1,000 = 234,000$   | $2.34 \times 10 = 23.4$<br>$2.34 \times 100 = 234$<br>$2.34 \times 1,000 = 2,340$  |     |     |     |     |     |   |    |   |    |     |     |     |     |     |  |  |  |  |     |     |     |  |  |  |  |     |     |     |  |   |
| <p><b>Mental strategies</b></p> <p>Children continue to use efficient mental strategies such as partitioning and knowledge of factor pairs and related facts to multiply.</p>                                  | <p>The most efficient strategy to calculate ... <math>\times</math> ... is ...<br/>To calculate ... <math>\times</math> 12, I can do ... <math>\times</math> ... <math>\times</math> ...</p> <p>For example: <math>121 \times 12</math><br/> I could calculate <math>100 \times 12</math> plus <math>20 \times 12</math> plus <math>1 \times 12</math><br/> I could calculate <math>121 \times 10</math> plus <math>121 \times 2</math><br/> I could calculate <math>121 \times 6 \times 2</math><br/> I could calculate <math>121 \times 4 \times 3</math></p>  |     |     |     |     |     |   |    |   |    |     |     |     |     |     |  |  |  |  |     |     |     |  |  |  |  |     |     |     |  |   |

# Multiplication

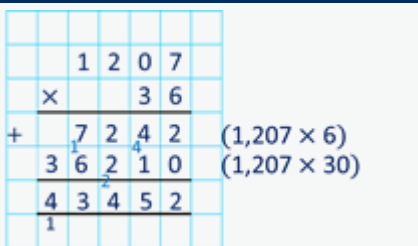
| Progression of skills  | Key representations  |
|--|--|
| <p><b>Multiply fractions by a whole number</b></p> <p>Make links with repeated addition.</p> <p>E.g. <math>\frac{1}{5} \times 4 = \frac{1}{5} + \frac{1}{5} + \frac{1}{5} + \frac{1}{5}</math></p> | <p>To multiply a fraction by an integer, I multiply the numerator by the integer and the denominator remains the same.</p> <div style="display: flex; justify-content: space-around;"> <div style="text-align: center;">  <p><math>\frac{1}{7}</math> <math>\frac{1}{7}</math> <math>\frac{1}{7}</math> <math>\frac{1}{7}</math> <math>\frac{1}{7}</math></p> <p><math>\frac{1}{7}</math> <math>\frac{1}{7}</math> <math>\frac{1}{7}</math> <math>\frac{1}{7}</math> <math>\frac{1}{7}</math> <math>\frac{1}{7}</math> <math>\frac{5}{7}</math></p> </div> <div style="text-align: center;">  <p><math>\frac{2}{7}</math> <math>\frac{2}{7}</math> <math>\frac{2}{7}</math> <math>\frac{2}{7}</math> <math>\frac{6}{7}</math></p> </div> </div> <div style="display: flex; justify-content: space-around; margin-top: 20px;"> <div style="text-align: center;">  <p><math>\frac{1}{5} \times 6 = \frac{6}{5} = 1\frac{1}{5}</math></p> </div> <div style="text-align: center;">  <p><math>\frac{2}{5} \times 3 = \frac{6}{5} = 1\frac{1}{5}</math></p> </div> </div> |
| <p><b>Multiply mixed numbers by a whole number</b></p>   | <p>I can partition  into  and .</p> <div style="display: flex; justify-content: space-around; margin-top: 10px;"> <div style="text-align: center;">  <p><math>2\frac{2}{3} \times 3</math></p> <p><math>2 \times 3 = 6</math></p> <p><math>2\frac{2}{3} \times 3 = 6 + 2 = 8</math></p> </div> <div style="text-align: center;"> <p><math>\frac{2}{3} \times 3 = \frac{6}{3} = 2</math></p> </div> </div>   |

# Multiplication

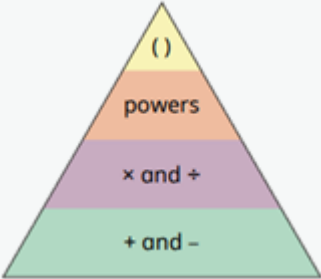


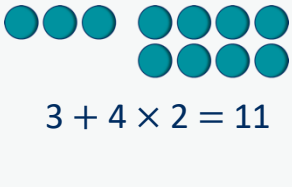


| Progression of skills  | Key representations   |   |
|--|---|---|
| <p><b>Find the whole</b></p> <p>Children multiply to find the whole from a given part.</p> | <p>If <math>\frac{1}{\square}</math> is ... , then the whole is ... <math>\times</math> ...</p> <p><math>\frac{1}{5}</math> of ___ = 6</p>  <p><math>5 \times 6 = 30</math></p> <p><math>\frac{1}{5}</math> of <b>30</b> = 6</p> | <p>If <math>\frac{\square}{\square}</math> is ... , then <math>\frac{1}{\square}</math> is ... and the whole is ... <math>\times</math> ...</p> <p><math>\frac{4}{7}</math> of ___ = 24</p>  <p><math>\frac{1}{7} = 24 \div 4 = 6</math></p> <p><math>7 \times 6 = 42</math></p> <p><math>\frac{4}{7}</math> of <b>42</b> = 24</p> |



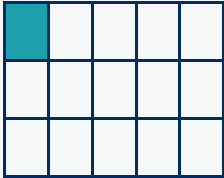
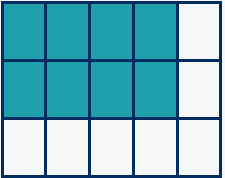

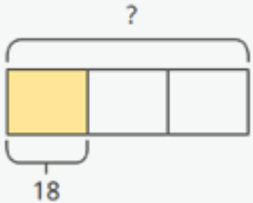
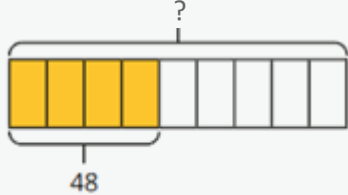
# Multiplication

|   |   |   |    |     |     |    |    |   |   |    |     |     |      |     |     |      |  |  |  |  |    |    |    |  |  |  |  |    |    |    |
|---|---|---|----|-----|-----|----|----|---|---|----|-----|-----|------|-----|-----|------|--|--|--|--|----|----|----|--|--|--|--|----|----|----|
| <p><b>Year 6</b></p>  | <ul style="list-style-type: none"> <li>Identify common factors and common multiples.</li> <li>Multiply multi-digit numbers up to 4 digits by a two-digit whole number using the formal written method of long multiplication.</li> <li>Multiply numbers by 10, 100 and 1,000</li> <li>Multiply one-digit numbers with up to two decimal places by whole numbers.</li> <li>Use their knowledge of the order of operations to carry out calculations involving the 4 operations.</li> <li>Multiply simple pairs of proper fractions, writing the answer in its simplest form.</li> <li>Solve problems involving the relative sizes of two quantities where missing values can be found by using integer multiplication and division facts.</li> <li>Solve problems involving the calculation of percentages.</li> </ul> |   |    |     |     |    |    |   |   |    |     |     |      |     |     |      |  |  |  |  |    |    |    |  |  |  |  |    |    |    |
| <p><b>Progression of skills</b></p>   | <p><b>Key representations</b></p>   |   |    |     |     |    |    |   |   |    |     |     |      |     |     |      |  |  |  |  |    |    |    |  |  |  |  |    |    |    |
| <p><b>Multiply numbers up to 4 digits by a 2-digit number</b></p>   | <p>To multiply by a 2-digit number, first multiply by the ones, then multiply by the tens and then find the total.</p>  |  |    |     |     |    |    |   |   |    |     |     |      |     |     |      |  |  |  |  |    |    |    |  |  |  |  |    |    |    |
| <p><b>Multiply by 10, 100 and 1,000</b><br/>Some children may over-generalise that multiplying by a power of 10 always results in adding zeros.</p> | <p>To multiply by 10/100/1,000, I move all the digits ... places to the left.<br/>... is 10/100/1,000 times the size of ...</p> <table border="1" data-bbox="582 1100 1887 1222"> <tr> <td>M</td><td>HTh</td><td>TTh</td><td>Th</td><td>H</td><td>T</td><td>O</td><td>Th</td><td>H</td><td>T</td><td>O</td><td>Tth</td><td>Hth</td><td>Thth</td> </tr> <tr> <td></td><td></td><td></td><td></td><td>●●</td><td>●●</td><td>●●</td><td></td><td></td><td></td><td></td><td>●●</td><td>●●</td><td>●●</td> </tr> </table> <p> <math>234 \times 10 = 2,340</math><br/> <math>234 \times 100 = 23,400</math><br/> <math>234 \times 1,000 = 234,000</math> </p> <p> <math>0.234 \times 10 = 2.34</math><br/> <math>0.234 \times 100 = 23.4</math><br/> <math>0.234 \times 1,000 = 234</math> </p>                            |   | M  | HTh | TTh | Th | H  | T | O | Th | H   | T   | O    | Tth | Hth | Thth |  |  |  |  | ●● | ●● | ●● |  |  |  |  | ●● | ●● | ●● |
| M   | HTh   | TTh   | Th | H   | T   | O  | Th | H | T | O  | Tth | Hth | Thth |     |     |      |  |  |  |  |    |    |    |  |  |  |  |    |    |    |
|   |   |   |    | ●●  | ●●  | ●● |    |   |   |    | ●●  | ●●  | ●●   |     |     |      |  |  |  |  |    |    |    |  |  |  |  |    |    |    |

# Multiplication

| Progression of skills   | Key representations  |   |         |     |         |       |                 |           |       |                 |           |       |                 |           |  |  |   |   |   |          |  |  |  |   |  |   |   |   |   |  |  |  |  |   |   |   |   |   |     |     |     |   |         |         |     |         |     |   |         |         |     |         |     |   |         |         |     |         |     |   |         |         |     |         |   |     |     |         |     |         |         |     |         |         |     |         |         |     |         |
|---|--|---|---------|-----|---------|-------|-----------------|-----------|-------|-----------------|-----------|-------|-----------------|-----------|--|--|---|---|---|----------|--|--|--|---|--|---|---|---|---|--|--|--|--|---|---|---|---|---|-----|-----|-----|---|---------|---------|-----|---------|-----|---|---------|---------|-----|---------|-----|---|---------|---------|-----|---------|-----|---|---------|---------|-----|---------|---|-----|-----|---------|-----|---------|---------|-----|---------|---------|-----|---------|---------|-----|---------|
| <p><b>Order of operations</b></p> <p>Calculations in brackets should be done first. Multiplication and division should be performed before addition and subtraction.</p>  | <p>... has greater priority than ..., so the first part of the calculation I need to do is ...</p> <div style="display: flex; justify-content: space-around; align-items: center;"> <div style="text-align: center;">  </div> <div style="text-align: center;">  <p><math>(3 + 4) \times 2 = 14</math></p> </div> <div style="text-align: center;">  <p><math>3 + 4 \times 2 = 11</math></p> </div> <div style="text-align: center;">  <p><math>3 + 4^2 = 19</math></p> </div> </div> |   |         |     |         |       |                 |           |       |                 |           |       |                 |           |  |  |   |   |   |          |  |  |  |   |  |   |   |   |   |  |  |  |  |   |   |   |   |   |     |     |     |   |         |         |     |         |     |   |         |         |     |         |     |   |         |         |     |         |     |   |         |         |     |         |   |     |     |         |     |         |         |     |         |         |     |         |         |     |         |
| <p><b>Multiply decimals by integers</b></p> <p>This is the first time children multiply decimals by numbers other than 10, 100 or 1,000. Encourage them to make links with known facts and whole number multiplication.</p> | <p>I know that ... <math>\times</math> ... = ..., so I also know that ... <math>\times</math> ... = ...</p> <div style="display: flex; justify-content: space-around; align-items: center;"> <div style="text-align: center;">  <p><math>6 \times 2 = 12</math></p> </div> <div style="text-align: center;">  <p><math>6 \times 0.2 = 1.2</math></p> </div> </div>  | <p>I need to exchange 10 ... for 1 ...</p> <div style="display: flex; justify-content: space-around; align-items: center;"> <div style="text-align: center;"> <table border="1" style="border-collapse: collapse; text-align: center;"> <thead> <tr style="background-color: #f8d7da;"> <th>O</th> <th>Tth</th> <th>Hth</th> </tr> </thead> <tbody> <tr> <td>1 1 1</td> <td>0.1 0.1 0.1 0.1</td> <td>0.01 0.01</td> </tr> <tr> <td>1 1 1</td> <td>0.1 0.1 0.1 0.1</td> <td>0.01 0.01</td> </tr> <tr> <td>1 1 1</td> <td>0.1 0.1 0.1 0.1</td> <td>0.01 0.01</td> </tr> </tbody> </table> <p><math>213 \times 4 = 852</math></p> </div> <div style="text-align: center;"> <table border="1" style="border-collapse: collapse; text-align: center;"> <tbody> <tr> <td></td> <td></td> <td>3</td> <td>4</td> <td>2</td> </tr> <tr> <td><math>\times</math></td> <td></td> <td></td> <td></td> <td>3</td> </tr> <tr> <td></td> <td>1</td> <td>0</td> <td>2</td> <td>6</td> </tr> <tr> <td></td> <td></td> <td></td> <td></td> <td>1</td> </tr> </tbody> </table> </div> </div> <div style="display: flex; justify-content: space-around; align-items: center; margin-top: 20px;"> <div style="text-align: center;"> <table border="1" style="border-collapse: collapse; text-align: center;"> <thead> <tr style="background-color: #d4edda;"> <th>H</th> <th>T</th> <th>O</th> <th>O</th> <th>Tth</th> <th>Hth</th> </tr> </thead> <tbody> <tr> <td>● ●</td> <td>●</td> <td>● ● ● ●</td> <td>● ● ● ●</td> <td>● ●</td> <td>● ● ● ●</td> </tr> <tr> <td>● ●</td> <td>●</td> <td>● ● ● ●</td> <td>● ● ● ●</td> <td>● ●</td> <td>● ● ● ●</td> </tr> <tr> <td>● ●</td> <td>●</td> <td>● ● ● ●</td> <td>● ● ● ●</td> <td>● ●</td> <td>● ● ● ●</td> </tr> <tr> <td>● ●</td> <td>●</td> <td>● ● ● ●</td> <td>● ● ● ●</td> <td>● ●</td> <td>● ● ● ●</td> </tr> </tbody> </table> <p><math>2.13 \times 4 = 8.52</math></p> </div> <div style="text-align: center;"> <table border="1" style="border-collapse: collapse; text-align: center;"> <thead> <tr style="background-color: #d4edda;"> <th>O</th> <th>Tth</th> <th>Hth</th> </tr> </thead> <tbody> <tr> <td>● ● ● ●</td> <td>● ●</td> <td>● ● ● ●</td> </tr> <tr> <td>● ● ● ●</td> <td>● ●</td> <td>● ● ● ●</td> </tr> <tr> <td>● ● ● ●</td> <td>● ●</td> <td>● ● ● ●</td> </tr> <tr> <td>● ● ● ●</td> <td>● ●</td> <td>● ● ● ●</td> </tr> </tbody> </table> </div> </div> | O       | Tth | Hth     | 1 1 1 | 0.1 0.1 0.1 0.1 | 0.01 0.01 | 1 1 1 | 0.1 0.1 0.1 0.1 | 0.01 0.01 | 1 1 1 | 0.1 0.1 0.1 0.1 | 0.01 0.01 |  |  | 3 | 4 | 2 | $\times$ |  |  |  | 3 |  | 1 | 0 | 2 | 6 |  |  |  |  | 1 | H | T | O | O | Tth | Hth | ● ● | ● | ● ● ● ● | ● ● ● ● | ● ● | ● ● ● ● | ● ● | ● | ● ● ● ● | ● ● ● ● | ● ● | ● ● ● ● | ● ● | ● | ● ● ● ● | ● ● ● ● | ● ● | ● ● ● ● | ● ● | ● | ● ● ● ● | ● ● ● ● | ● ● | ● ● ● ● | O | Tth | Hth | ● ● ● ● | ● ● | ● ● ● ● | ● ● ● ● | ● ● | ● ● ● ● | ● ● ● ● | ● ● | ● ● ● ● | ● ● ● ● | ● ● | ● ● ● ● |
| O   | Tth  | Hth   |         |     |         |       |                 |           |       |                 |           |       |                 |           |  |  |   |   |   |          |  |  |  |   |  |   |   |   |   |  |  |  |  |   |   |   |   |   |     |     |     |   |         |         |     |         |     |   |         |         |     |         |     |   |         |         |     |         |     |   |         |         |     |         |   |     |     |         |     |         |         |     |         |         |     |         |         |     |         |
| 1 1 1   | 0.1 0.1 0.1 0.1  | 0.01 0.01   |         |     |         |       |                 |           |       |                 |           |       |                 |           |  |  |   |   |   |          |  |  |  |   |  |   |   |   |   |  |  |  |  |   |   |   |   |   |     |     |     |   |         |         |     |         |     |   |         |         |     |         |     |   |         |         |     |         |     |   |         |         |     |         |   |     |     |         |     |         |         |     |         |         |     |         |         |     |         |
| 1 1 1   | 0.1 0.1 0.1 0.1  | 0.01 0.01   |         |     |         |       |                 |           |       |                 |           |       |                 |           |  |  |   |   |   |          |  |  |  |   |  |   |   |   |   |  |  |  |  |   |   |   |   |   |     |     |     |   |         |         |     |         |     |   |         |         |     |         |     |   |         |         |     |         |     |   |         |         |     |         |   |     |     |         |     |         |         |     |         |         |     |         |         |     |         |
| 1 1 1   | 0.1 0.1 0.1 0.1  | 0.01 0.01   |         |     |         |       |                 |           |       |                 |           |       |                 |           |  |  |   |   |   |          |  |  |  |   |  |   |   |   |   |  |  |  |  |   |   |   |   |   |     |     |     |   |         |         |     |         |     |   |         |         |     |         |     |   |         |         |     |         |     |   |         |         |     |         |   |     |     |         |     |         |         |     |         |         |     |         |         |     |         |
|   |  | 3   | 4       | 2   |         |       |                 |           |       |                 |           |       |                 |           |  |  |   |   |   |          |  |  |  |   |  |   |   |   |   |  |  |  |  |   |   |   |   |   |     |     |     |   |         |         |     |         |     |   |         |         |     |         |     |   |         |         |     |         |     |   |         |         |     |         |   |     |     |         |     |         |         |     |         |         |     |         |         |     |         |
| $\times$  |  |   |         | 3   |         |       |                 |           |       |                 |           |       |                 |           |  |  |   |   |   |          |  |  |  |   |  |   |   |   |   |  |  |  |  |   |   |   |   |   |     |     |     |   |         |         |     |         |     |   |         |         |     |         |     |   |         |         |     |         |     |   |         |         |     |         |   |     |     |         |     |         |         |     |         |         |     |         |         |     |         |
|   | 1  | 0   | 2       | 6   |         |       |                 |           |       |                 |           |       |                 |           |  |  |   |   |   |          |  |  |  |   |  |   |   |   |   |  |  |  |  |   |   |   |   |   |     |     |     |   |         |         |     |         |     |   |         |         |     |         |     |   |         |         |     |         |     |   |         |         |     |         |   |     |     |         |     |         |         |     |         |         |     |         |         |     |         |
|   |  |   |         | 1   |         |       |                 |           |       |                 |           |       |                 |           |  |  |   |   |   |          |  |  |  |   |  |   |   |   |   |  |  |  |  |   |   |   |   |   |     |     |     |   |         |         |     |         |     |   |         |         |     |         |     |   |         |         |     |         |     |   |         |         |     |         |   |     |     |         |     |         |         |     |         |         |     |         |         |     |         |
| H   | T  | O   | O       | Tth | Hth     |       |                 |           |       |                 |           |       |                 |           |  |  |   |   |   |          |  |  |  |   |  |   |   |   |   |  |  |  |  |   |   |   |   |   |     |     |     |   |         |         |     |         |     |   |         |         |     |         |     |   |         |         |     |         |     |   |         |         |     |         |   |     |     |         |     |         |         |     |         |         |     |         |         |     |         |
| ● ●   | ●  | ● ● ● ●   | ● ● ● ● | ● ● | ● ● ● ● |       |                 |           |       |                 |           |       |                 |           |  |  |   |   |   |          |  |  |  |   |  |   |   |   |   |  |  |  |  |   |   |   |   |   |     |     |     |   |         |         |     |         |     |   |         |         |     |         |     |   |         |         |     |         |     |   |         |         |     |         |   |     |     |         |     |         |         |     |         |         |     |         |         |     |         |
| ● ●   | ●  | ● ● ● ●   | ● ● ● ● | ● ● | ● ● ● ● |       |                 |           |       |                 |           |       |                 |           |  |  |   |   |   |          |  |  |  |   |  |   |   |   |   |  |  |  |  |   |   |   |   |   |     |     |     |   |         |         |     |         |     |   |         |         |     |         |     |   |         |         |     |         |     |   |         |         |     |         |   |     |     |         |     |         |         |     |         |         |     |         |         |     |         |
| ● ●   | ●  | ● ● ● ●   | ● ● ● ● | ● ● | ● ● ● ● |       |                 |           |       |                 |           |       |                 |           |  |  |   |   |   |          |  |  |  |   |  |   |   |   |   |  |  |  |  |   |   |   |   |   |     |     |     |   |         |         |     |         |     |   |         |         |     |         |     |   |         |         |     |         |     |   |         |         |     |         |   |     |     |         |     |         |         |     |         |         |     |         |         |     |         |
| ● ●   | ●  | ● ● ● ●   | ● ● ● ● | ● ● | ● ● ● ● |       |                 |           |       |                 |           |       |                 |           |  |  |   |   |   |          |  |  |  |   |  |   |   |   |   |  |  |  |  |   |   |   |   |   |     |     |     |   |         |         |     |         |     |   |         |         |     |         |     |   |         |         |     |         |     |   |         |         |     |         |   |     |     |         |     |         |         |     |         |         |     |         |         |     |         |
| O   | Tth  | Hth   |         |     |         |       |                 |           |       |                 |           |       |                 |           |  |  |   |   |   |          |  |  |  |   |  |   |   |   |   |  |  |  |  |   |   |   |   |   |     |     |     |   |         |         |     |         |     |   |         |         |     |         |     |   |         |         |     |         |     |   |         |         |     |         |   |     |     |         |     |         |         |     |         |         |     |         |         |     |         |
| ● ● ● ●   | ● ●  | ● ● ● ●   |         |     |         |       |                 |           |       |                 |           |       |                 |           |  |  |   |   |   |          |  |  |  |   |  |   |   |   |   |  |  |  |  |   |   |   |   |   |     |     |     |   |         |         |     |         |     |   |         |         |     |         |     |   |         |         |     |         |     |   |         |         |     |         |   |     |     |         |     |         |         |     |         |         |     |         |         |     |         |
| ● ● ● ●   | ● ●  | ● ● ● ●   |         |     |         |       |                 |           |       |                 |           |       |                 |           |  |  |   |   |   |          |  |  |  |   |  |   |   |   |   |  |  |  |  |   |   |   |   |   |     |     |     |   |         |         |     |         |     |   |         |         |     |         |     |   |         |         |     |         |     |   |         |         |     |         |   |     |     |         |     |         |         |     |         |         |     |         |         |     |         |
| ● ● ● ●   | ● ●  | ● ● ● ●   |         |     |         |       |                 |           |       |                 |           |       |                 |           |  |  |   |   |   |          |  |  |  |   |  |   |   |   |   |  |  |  |  |   |   |   |   |   |     |     |     |   |         |         |     |         |     |   |         |         |     |         |     |   |         |         |     |         |     |   |         |         |     |         |   |     |     |         |     |         |         |     |         |         |     |         |         |     |         |
| ● ● ● ●   | ● ●  | ● ● ● ●   |         |     |         |       |                 |           |       |                 |           |       |                 |           |  |  |   |   |   |          |  |  |  |   |  |   |   |   |   |  |  |  |  |   |   |   |   |   |     |     |     |   |         |         |     |         |     |   |         |         |     |         |     |   |         |         |     |         |     |   |         |         |     |         |   |     |     |         |     |         |         |     |         |         |     |         |         |     |         |

# Multiplication

| Progression of skills   | Key representations  |  |
|---|--|--|
| <p><b>Multiply fractions by fractions</b></p> <p>Encourage children to give answers in their simplest form.</p> | <p>When multiplying a pair of fractions, I need to multiply the numerator and multiply the denominator.</p> <div style="display: flex; justify-content: space-around; align-items: flex-start;"> <div style="text-align: center;">  <math display="block">\frac{1}{3} \times \frac{1}{5} = \frac{1}{15}</math> </div> <div style="text-align: center;">  <math display="block">\frac{2}{3} \times \frac{4}{5} = \frac{8}{15}</math> </div> <div style="text-align: center;">  <math display="block">\frac{2}{3} \times \frac{3}{5} = \frac{6}{15} = \frac{2}{5}</math> </div> </div> |  |
| <p><b>Find the whole</b></p> <p>Children multiply to find the whole from a given part.</p>                      | <p>If <math>\frac{1}{\square}</math> is ... , then the whole is ... <math>\times</math> ...</p> <p><math>\frac{1}{3}</math> of ___ = 18</p> <div style="display: flex; align-items: center;">  <div style="margin-left: 20px;"> <math>18 \times 3 = 54</math><br/> <math>\frac{1}{3}</math> of <b>54</b> = 18         </div> </div>  | <p>If <math>\frac{\square}{\square}</math> is ... , then <math>\frac{1}{\square}</math> is ... and the whole is ... <math>\times</math> ...</p> <p><math>\frac{4}{9}</math> of ___ = 48</p> <div style="display: flex; align-items: center;">  <div style="margin-left: 20px;"> <math>\frac{1}{9} = 48 \div 4 = 12</math><br/> <math>9 \times 12 = 108</math><br/> <math>\frac{4}{9}</math> of <b>108</b> = 48         </div> </div> |

# Multiplication

| Progression of skills   | Key representations  |      |        |          |     |     |     |     |     |     |     |     |     |  |      |   |   |        |  |  |  |  |  |  |     |     |     |     |     |     |     |          |     |     |  |  |  |  |
|---|--|------|--------|----------|-----|-----|-----|-----|-----|-----|-----|-----|-----|--|------|---|---|--------|--|--|--|--|--|--|-----|-----|-----|-----|-----|-----|-----|----------|-----|-----|--|--|--|--|
| <p><b>Calculate percentages</b></p> <p>Children first learn how to find 1%, 10%, 20%, 25% and 50% before using multiples of these amounts to find any percentage.</p>   | <p>There are ... lots of ... % in 100%</p> <p>To find ... %, I need to divide by ...</p> <table border="1" data-bbox="576 368 1089 482"> <tr><td colspan="4">100%</td></tr> <tr><td colspan="2">50%</td><td colspan="2">50%</td></tr> <tr><td>25%</td><td>25%</td><td>25%</td><td>25%</td></tr> </table> <p>50% of ... = ... <math>\div</math> 2<br/>25% of ... = ... <math>\div</math> 4</p>  | 100% |        |          |     | 50% |     | 50% |     | 25% | 25% | 25% | 25% | <p>... % is made up of ... %, and ... %</p> <table border="1" data-bbox="1147 357 1916 446"> <tr><td colspan="10">100%</td></tr> <tr><td>10%</td><td>10%</td><td>10%</td><td>10%</td><td>10%</td><td>10%</td><td>10%</td><td>10%</td><td>10%</td><td>10%</td></tr> </table> <p>To find 30%, I can find 10% and then multiply it by 3<br/>To find 23%, I can use 10% <math>\times</math> 2 and 1% <math>\times</math> 3<br/>To find 99%, I can find 1%, then subtract from 100%</p> | 100% |   |   |        |  |  |  |  |  |  | 10% | 10% | 10% | 10% | 10% | 10% | 10% | 10%      | 10% | 10% |  |  |  |  |
| 100%  |  |      |        |          |     |     |     |     |     |     |     |     |     |  |      |   |   |        |  |  |  |  |  |  |     |     |     |     |     |     |     |          |     |     |  |  |  |  |
| 50%   |  | 50%  |        |          |     |     |     |     |     |     |     |     |     |  |      |   |   |        |  |  |  |  |  |  |     |     |     |     |     |     |     |          |     |     |  |  |  |  |
| 25%   | 25%  | 25%  | 25%    |          |     |     |     |     |     |     |     |     |     |  |      |   |   |        |  |  |  |  |  |  |     |     |     |     |     |     |     |          |     |     |  |  |  |  |
| 100%  |  |      |        |          |     |     |     |     |     |     |     |     |     |  |      |   |   |        |  |  |  |  |  |  |     |     |     |     |     |     |     |          |     |     |  |  |  |  |
| 10%   | 10%  | 10%  | 10%    | 10%      | 10% | 10% | 10% | 10% | 10% |     |     |     |     |  |      |   |   |        |  |  |  |  |  |  |     |     |     |     |     |     |     |          |     |     |  |  |  |  |
| <p><b>Calculations involving ratio</b></p> <p>Encourage children to see the multiplicative relationship between ratios. They will need to multiply or divide each value by the same number to keep the ratio equivalent. Double number lines and ratio tables help children to see both horizontal and vertical multiplicative relationships.</p> | <p>For every ... , there are ...</p> <p>For every 1 adult on a school trip, there are 6 children.</p> <div style="display: flex; align-items: center;"> <div style="margin-right: 20px;">adults</div> <div style="border: 1px solid black; width: 40px; height: 30px; background-color: #fff9c4;"></div> </div> <div style="display: flex; align-items: center; margin-top: 10px;"> <div style="margin-right: 20px;">children</div> <div style="border: 1px solid black; width: 280px; height: 30px; background-color: #c4c400;"></div> </div> <div style="text-align: center; margin-top: 20px;"> <table border="1" data-bbox="1504 768 1831 962"> <thead> <tr><th>Adults</th><th>Children</th></tr> </thead> <tbody> <tr><td>1</td><td>6</td></tr> <tr><td>2</td><td>12</td></tr> <tr><td>3</td><td>18</td></tr> </tbody> </table> <p style="text-align: center;"> <span style="color: red; font-size: 2em;">× 3</span> (left arrow)     <span style="color: teal; font-size: 2em;">× 6</span> (top arrow)     <span style="color: red; font-size: 2em;">× 3</span> (right arrow)     <span style="color: teal; font-size: 2em;">× 6</span> (bottom arrow)                 </p> </div> <div style="text-align: center; margin-top: 20px;"> <table border="1" data-bbox="1379 1133 1908 1286"> <tr><td>0</td><td>1</td><td>2</td><td>3</td><td>4</td><td>5</td><td>6</td></tr> <tr><td colspan="7">Adults</td></tr> <tr><td>0</td><td>6</td><td>12</td><td>18</td><td></td><td></td><td></td></tr> <tr><td colspan="7">Children</td></tr> </table> </div> |      | Adults | Children | 1   | 6   | 2   | 12  | 3   | 18  | 0   | 1   | 2   | 3  | 4    | 5 | 6 | Adults |  |  |  |  |  |  | 0   | 6   | 12  | 18  |     |     |     | Children |     |     |  |  |  |  |
| Adults  | Children   |      |        |          |     |     |     |     |     |     |     |     |     |  |      |   |   |        |  |  |  |  |  |  |     |     |     |     |     |     |     |          |     |     |  |  |  |  |
| 1   | 6  |      |        |          |     |     |     |     |     |     |     |     |     |  |      |   |   |        |  |  |  |  |  |  |     |     |     |     |     |     |     |          |     |     |  |  |  |  |
| 2   | 12   |      |        |          |     |     |     |     |     |     |     |     |     |  |      |   |   |        |  |  |  |  |  |  |     |     |     |     |     |     |     |          |     |     |  |  |  |  |
| 3   | 18   |      |        |          |     |     |     |     |     |     |     |     |     |  |      |   |   |        |  |  |  |  |  |  |     |     |     |     |     |     |     |          |     |     |  |  |  |  |
| 0   | 1  | 2    | 3      | 4        | 5   | 6   |     |     |     |     |     |     |     |  |      |   |   |        |  |  |  |  |  |  |     |     |     |     |     |     |     |          |     |     |  |  |  |  |
| Adults  |  |      |        |          |     |     |     |     |     |     |     |     |     |  |      |   |   |        |  |  |  |  |  |  |     |     |     |     |     |     |     |          |     |     |  |  |  |  |
| 0   | 6  | 12   | 18     |          |     |     |     |     |     |     |     |     |     |  |      |   |   |        |  |  |  |  |  |  |     |     |     |     |     |     |     |          |     |     |  |  |  |  |
| Children  |  |      |        |          |     |     |     |     |     |     |     |     |     |  |      |   |   |        |  |  |  |  |  |  |     |     |     |     |     |     |     |          |     |     |  |  |  |  |

# Progression of skills - Division

| Year group | Skill  |
|------------|--|
| Nursery    | <ul style="list-style-type: none"><li>• Continue with counting and subitising skills as a foundation for later work on equal groups. (see addition and subtraction sections)</li></ul> |
| Reception  | <ul style="list-style-type: none"><li>• Sharing</li><li>• Grouping</li></ul>   |
| Year 1     | <ul style="list-style-type: none"><li>• Make equal groups – grouping</li><li>• Make equal groups – sharing</li><li>• Find a half</li><li>• Find a quarter</li></ul>                    |

# Progression of skills - Division

| Year group | Skill   |
|------------|---|
| Year 2     | <ul style="list-style-type: none"><li>• Divide by 2</li><li>• Divide by 10</li><li>• Divide by 5</li><li>• Missing numbers</li><li>• Unit fractions</li><li>• Non-unit fractions</li></ul>  |
| Year 3     | <ul style="list-style-type: none"><li>• Divide by 3</li><li>• Divide by 4</li><li>• Divide by 8</li><li>• Related facts</li><li>• Divide a 2-digit number by a 1-digit number - no exchange</li><li>• Divide a 2-digit number by a 1-digit number - with remainders</li><li>• Unit fractions of a set of objects</li><li>• Non-unit fractions of a set of objects</li></ul> |



# Progression of skills - Division

| Year group | Skill   |
|------------|---|
| Year 4     | <ul style="list-style-type: none"><li>• Division facts to <math>12 \times 12</math></li><li>• Divide a number by 1 and itself</li><li>• Related facts</li><li>• Divide a 2 or 3-digit number by a 1-digit number</li><li>• Divide by 10 and 100</li></ul> |
| Year 5     | <ul style="list-style-type: none"><li>• Mental strategies</li><li>• Divide numbers up to 4 digits by a 1-digit number</li><li>• Divide by 10, 100 and 1,000</li><li>• Fraction of an amount</li></ul>   |




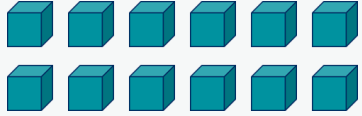




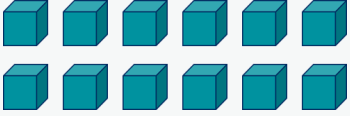
# Progression of skills - Division

| Year group | Skill  |
|------------|--|
| Year 6     | <ul style="list-style-type: none"><li>• Short division</li><li>• Mental strategies</li><li>• Long division</li><li>• Order of operations</li><li>• Divide by 10, 100 and 1,000</li><li>• Divide decimals by integers</li><li>• Decimal and fraction equivalents</li><li>• Divide a fraction by an integer</li><li>• Fraction of an amount</li><li>• Calculate percentages</li><li>• Calculations involving ratio</li></ul> |


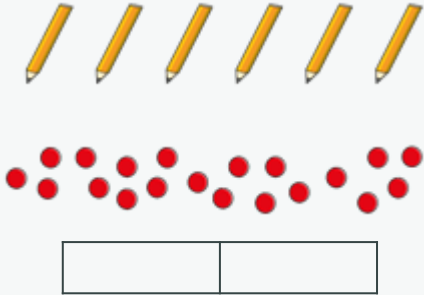
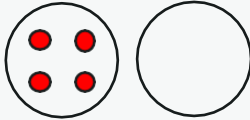
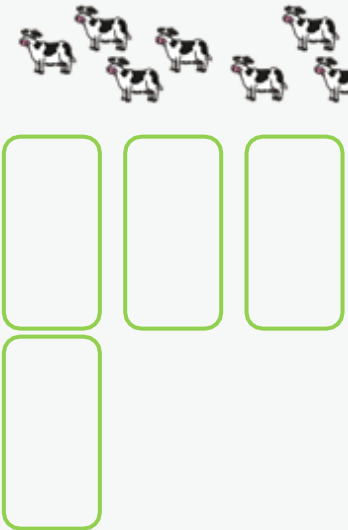
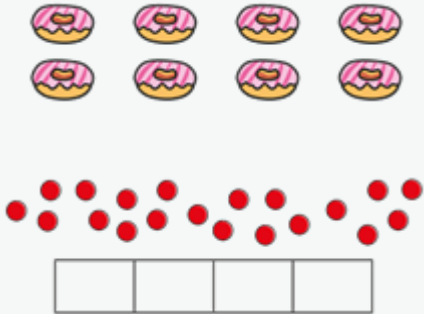
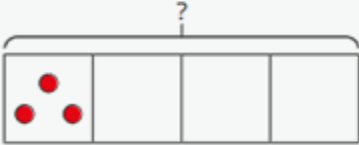


|   |   |
|---|---|
| <p><b>Reception</b></p>   | <ul style="list-style-type: none"> <li>• Have a deep understanding of number to 10, including the composition of each number.</li> <li>• Subitise (recognise quantities without counting) up to 5</li> <li>• Automatically recall (without reference to rhymes, counting or other aids) number bonds up to 5 and some number bonds to 10, including double facts.</li> <li>• Explore and represent patterns within numbers up to 10, including evens and odds, double facts and how quantities can be distributed equally.</li> </ul> |
| <p><b>Progression of skills</b></p>   | <p><b>Key representations</b></p>   |
| <p><b>Sharing</b></p> <p>Provide practical activities such as sharing items during snack time. Encourage children to check whether items have been shared fairly (equally).</p> | <p>There are ... altogether.<br/>They are shared equally between ... groups.</p>    |
| <p><b>Grouping</b></p> <p>Provide opportunities to make equal groups when tidying up or during snack time. Encourage children to check that each group has the same amount.</p> | <p>There are ... groups of ...<br/>There are ... altogether.</p>    |

# Division

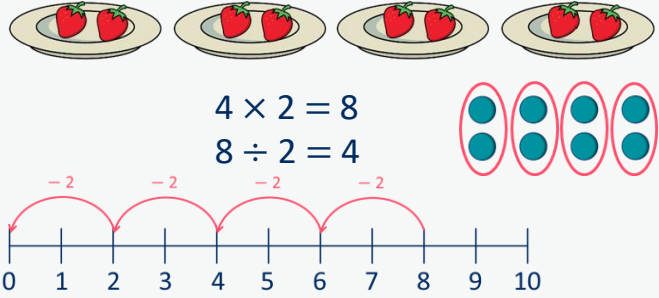
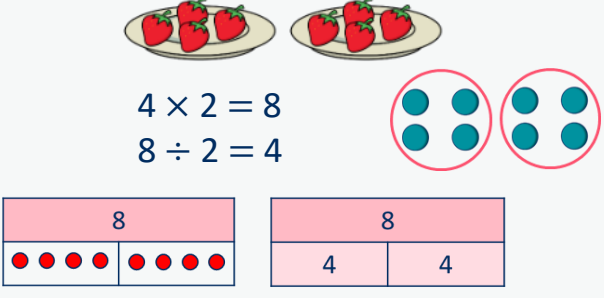
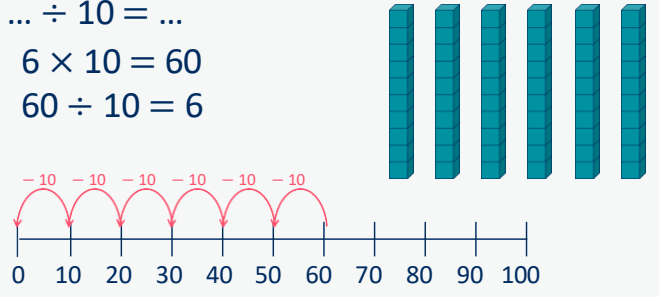
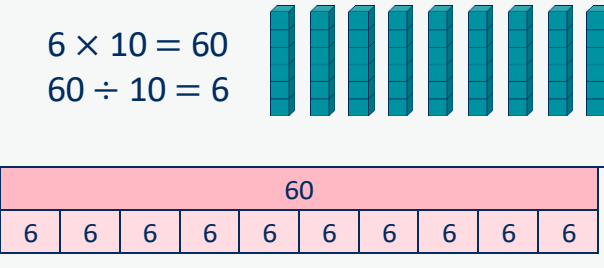
|   |   |   |   |
|---|---|---|---|
| <p><b>Year 1</b></p>  | <ul style="list-style-type: none"> <li>Solve simple one-step problems involving division, using concrete objects, pictorial representations and arrays with the support of the teacher.</li> <li>Recognise, find and name a half as one of two equal parts of a quantity.</li> <li>Recognise, find and name a quarter as one of four equal parts of an object, shape or quantity.</li> </ul>                                      |   |   |
| <p><b>Progression of skills</b></p>   | <p><b>Key representations</b></p>   |   |   |
| <p><b>Make equal groups - grouping</b></p> <p>Encourage children to physically move objects into equal groups. They can also circle equal groups when using pictures.</p> | <p>There are ... altogether.<br/>How many groups of ... can you make?</p>     | <p>Circle groups of 2<br/>There are ... groups of 2</p>  | <p>Take ... cubes.<br/>Make equal groups.</p>  <p>There are ... groups of ...</p>        |
| <p><b>Make equal groups – sharing</b></p> <p>Encourage children to check that the objects have been shared fairly and each group is the same.</p>                         | <p>... have been shared equally between...<br/>There are ... on/in each ...</p>     |   | <p>Take ... cubes.<br/>Share them between ...</p>  <p>12 shared between ... is ...</p> |

# Division

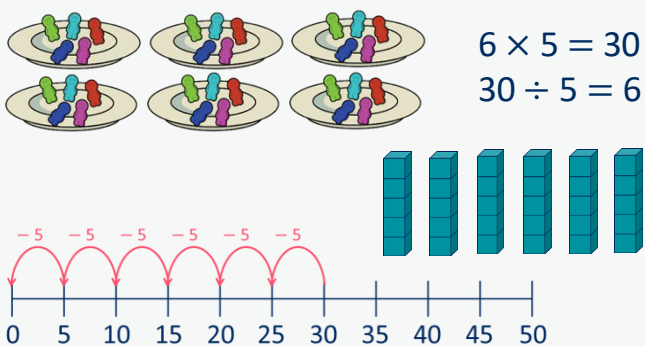
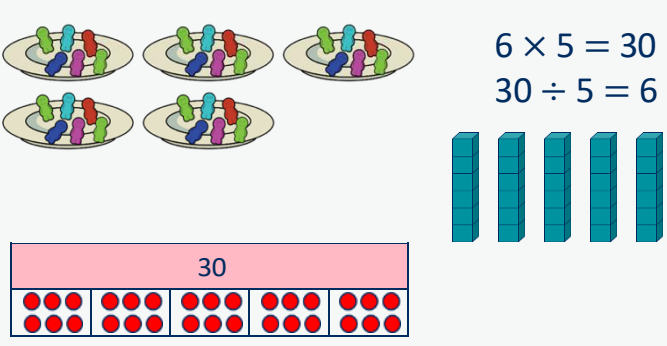
| Progression of skills  | Key representations   |   |   |
|--|---|---|---|
| <p><b>Find a half</b></p> <p>Start with practical opportunities to share a quantity into 2 groups.<br/>Progress to circling half of the objects in a picture and then to finding the whole from a given half.</p>            | <p>To find half, I need to share into 2 equal groups.</p>  <p>There are ... in each group.</p>       | <p>Half of ... is ...</p>        | <p>If ... is half, what is the whole?</p>  <p>4 is half of ...</p>                 |
| <p><b>Find a quarter</b></p> <p>Start with practical opportunities to share a quantity into 4 groups.<br/>Progress to using pictures or bar models to find a quarter and then to finding the whole from a given quarter.</p> | <p>To find a quarter, I need to share into 4 equal groups.</p>  <p>There are ... in each group.</p> | <p>A quarter of ... is ...</p>  | <p>If ... is one quarter, what is the whole?</p>  <p>3 is one quarter of ...</p> |



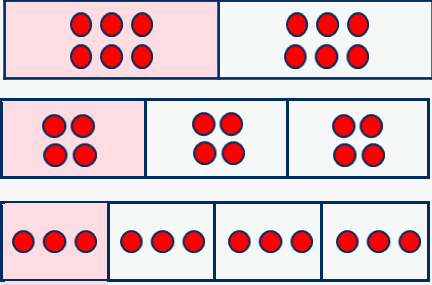

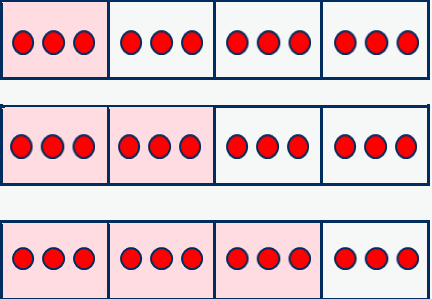

# Division

|  |  |  |
|--|--|--|
| <p><b>Year 2</b></p>   | <ul style="list-style-type: none"> <li>Recall and use division facts for the 2, 5 and 10 multiplication tables.</li> <li>Calculate mathematical statements for division within the multiplication tables and write them using the division (<math>\div</math>) and equals (<math>=</math>) signs.</li> <li>Recognise, find, name and write fractions <math>\frac{1}{3}</math>, <math>\frac{1}{4}</math>, <math>\frac{2}{4}</math> and <math>\frac{3}{4}</math> of a quantity.</li> </ul> |  |
| <p><b>Progression of skills</b></p>  | <p><b>Key representations</b></p>  |  |
| <p><b>Divide by 2</b></p> <p>Encourage children to compare the grouping and sharing structures of division and to make links with times-table facts and halving.</p> | <p>There are ... equal groups of 2<br/>... <math>\div 2 =</math> ...</p>  <p><math>4 \times 2 = 8</math><br/><math>8 \div 2 = 4</math></p>   | <p>... shared equally between 2 is ...<br/>Half of ... is ...<br/>... <math>\div 2 =</math> ...</p>  <p><math>4 \times 2 = 8</math><br/><math>8 \div 2 = 4</math></p> |
| <p><b>Divide by 10</b></p> <p>Encourage children to compare the grouping and sharing structures of division and to make links with times-table facts.</p>            | <p>There are ... equal groups of 10<br/>... <math>\div 10 =</math> ...</p>  <p><math>6 \times 10 = 60</math><br/><math>60 \div 10 = 6</math></p>  | <p>... shared equally between 10 is ...<br/>... <math>\div 10 =</math> ...</p>  <p><math>6 \times 10 = 60</math><br/><math>60 \div 10 = 6</math></p>                |

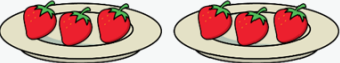




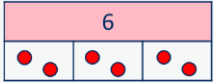
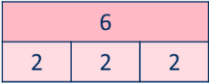





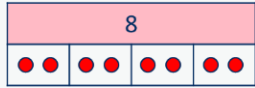
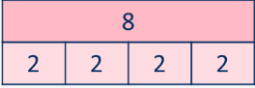
# Division

| Progression of skills  | Key representations   |  |    |    |    |    |    |    |    |  |  |    |    |    |    |    |   |  |  |  |  |  |  |  |  |  |    |    |    |    |    |    |    |    |    |    |
|--|---|--|----|----|----|----|----|----|----|--|--|----|----|----|----|----|---|--|--|--|--|--|--|--|--|--|----|----|----|----|----|----|----|----|----|----|
| <p><b>Divide by 5</b></p> <p>Encourage children to compare the grouping and sharing structures of division and to make links with times-table facts.</p> | <p>There are ... equal groups of 5</p> <p>... <math>\div 5 = \dots</math></p>  <p><math>6 \times 5 = 30</math><br/><math>30 \div 5 = 6</math></p>   | <p>... shared equally between 5 is ...</p> <p>... <math>\div 5 = \dots</math></p>  <p><math>6 \times 5 = 30</math><br/><math>30 \div 5 = 6</math></p> |    |    |    |    |    |    |    |  |  |    |    |    |    |    |   |  |  |  |  |  |  |  |  |  |    |    |    |    |    |    |    |    |    |    |
| <p><b>Missing numbers</b></p> <p>Bar models are useful to show the link between multiplication and division.</p>   | <p>... divided by 2/5/10 is equal to ...</p> <table border="1" data-bbox="580 813 766 899"> <tr><td colspan="2">?</td></tr> <tr><td>10</td><td>10</td></tr> </table> $\square \div 2 = 10$<br><table border="1" data-bbox="580 913 1015 999"> <tr><td colspan="5">?</td></tr> <tr><td>10</td><td>10</td><td>10</td><td>10</td><td>10</td></tr> </table> $\square \div 5 = 10$<br><table border="1" data-bbox="580 1013 1346 1099"> <tr><td colspan="10">?</td></tr> <tr><td>10</td><td>10</td><td>10</td><td>10</td><td>10</td><td>10</td><td>10</td><td>10</td><td>10</td><td>10</td></tr> </table> $\square \div 10 = 10$ |  | ?  |    | 10 | 10 | ?  |    |    |  |  | 10 | 10 | 10 | 10 | 10 | ? |  |  |  |  |  |  |  |  |  | 10 | 10 | 10 | 10 | 10 | 10 | 10 | 10 | 10 | 10 |
| ?  |   |  |    |    |    |    |    |    |    |  |  |    |    |    |    |    |   |  |  |  |  |  |  |  |  |  |    |    |    |    |    |    |    |    |    |    |
| 10   | 10  |  |    |    |    |    |    |    |    |  |  |    |    |    |    |    |   |  |  |  |  |  |  |  |  |  |    |    |    |    |    |    |    |    |    |    |
| ?  |   |  |    |    |    |    |    |    |    |  |  |    |    |    |    |    |   |  |  |  |  |  |  |  |  |  |    |    |    |    |    |    |    |    |    |    |
| 10   | 10  | 10   | 10 | 10 |    |    |    |    |    |  |  |    |    |    |    |    |   |  |  |  |  |  |  |  |  |  |    |    |    |    |    |    |    |    |    |    |
| ?  |   |  |    |    |    |    |    |    |    |  |  |    |    |    |    |    |   |  |  |  |  |  |  |  |  |  |    |    |    |    |    |    |    |    |    |    |
| 10   | 10  | 10   | 10 | 10 | 10 | 10 | 10 | 10 | 10 |  |  |    |    |    |    |    |   |  |  |  |  |  |  |  |  |  |    |    |    |    |    |    |    |    |    |    |

# Division

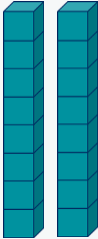
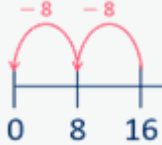


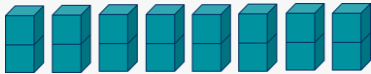


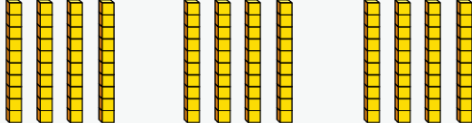


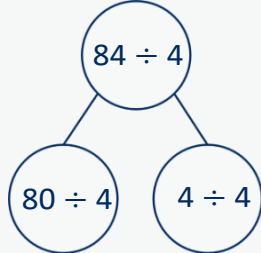
| Progression of skills  | Key representations   |   |
|--|---|---|
| <p><b>Unit fractions</b></p> <p>In Y2 the focus is on finding <math>\frac{1}{2}</math>, <math>\frac{1}{4}</math> and <math>\frac{1}{3}</math></p> <p>Bar models are useful to show the link between division and finding a fraction.</p> | <p>The objects have been shared fairly into ... groups.</p> <p><math>\frac{1}{\square}</math> of ... is ...</p>         | <p>There are ... equal parts.<br/>There is ... part circled.</p> <p><math>\frac{1}{\square}</math> is circled.</p>           |
| <p><b>Non-unit fractions</b></p> <p>In Y2 the focus is on finding <math>\frac{2}{4}</math> and <math>\frac{3}{4}</math></p> <p>Prompt children to notice that <math>\frac{2}{4}</math> is equivalent to <math>\frac{1}{2}</math></p>     | <p>The objects have been shared fairly into ... groups.</p> <p><math>\frac{\square}{\square}</math> of ... is ...</p>  | <p>There are ... equal parts.<br/>There are ... parts circled.</p> <p><math>\frac{\square}{\square}</math> is circled.</p>  |

# Division

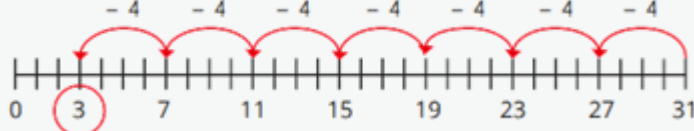
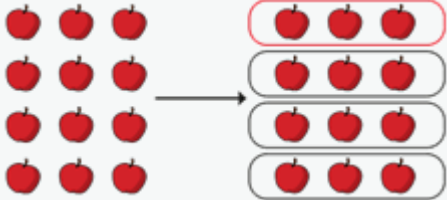
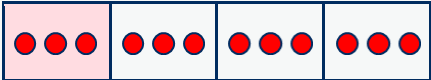

|  |  |   |
|--|--|---|
| <p><b>Year 3</b></p>   | <ul style="list-style-type: none"> <li>Recall and use division facts for the 3, 4 and 8 multiplication tables.</li> <li>Write and calculate mathematical statements for division using the multiplication tables that they know, including for two-digit numbers times one-digit numbers, using mental and progressing to formal written methods.</li> <li>Recognise, find and write fractions of a discrete set of objects: unit fractions and non-unit fractions with small denominators.</li> </ul> |   |
| <p><b>Progression of skills</b></p>  | <p><b>Key representations</b></p>  |   |
| <p><b>Divide by 3</b></p> <p>Encourage children to compare the grouping and sharing structures of division and to make links with times-table facts.</p> | <p>There are ... groups of 3 in ...</p> <p>... <math>\div 3 =</math></p>  <p><math>2 \times 3 = 6</math><br/><math>6 \div 3 = 2</math></p>     | <p>... has been shared equally into 3 equal groups.</p> <p>... <math>\div 3 =</math></p>  <p><math>2 \times 3 = 6</math><br/><math>6 \div 3 = 2</math></p>            |
| <p><b>Divide by 4</b></p> <p>Encourage children to compare the grouping and sharing structures of division and to make links with times-table facts.</p> | <p>There are ... groups of 4 in ...</p> <p>... <math>\div 4 =</math></p>  <p><math>2 \times 4 = 8</math><br/><math>8 \div 4 = 2</math></p>     | <p>... has been shared equally into 4 equal groups.</p> <p>... <math>\div 4 =</math></p>  <p><math>2 \times 4 = 8</math><br/><math>8 \div 4 = 2</math></p>    |



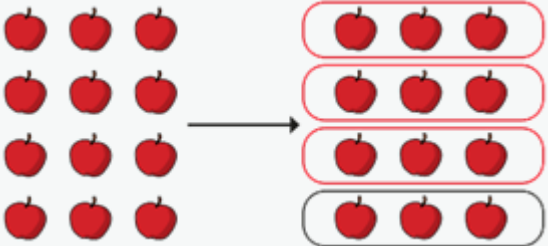
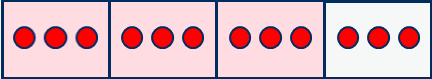

# Division

| Progression of skills  | Key representations   |   |      |      |  |  |  |  |      |      |  |  |  |  |  |  |  |  |
|--|---|---|------|------|--|--|--|--|------|------|--|--|--|--|--|--|--|--|
| <p><b>Divide by 8</b></p> <p>Encourage children to compare the grouping and sharing structures of division and to make links with times-table facts.</p> | <p>There are ... groups of 8 in ...</p> <p><math>\dots \div 8 =</math></p>  <p><math>2 \times 8 = 16</math><br/><math>16 \div 8 = 2</math></p>     | <p>... has been shared equally into 8 equal groups.</p> <p><math>\dots \div 8 =</math></p>    <p><math>2 \times 8 = 16</math><br/><math>16 \div 8 = 2</math></p> |      |      |  |  |  |  |      |      |  |  |  |  |  |  |  |  |
| <p><b>Related facts</b></p> <p>Link to known times-table facts.</p>  | <p>... <math>\div</math> ... is equal to ...,<br/>so ... tens <math>\div</math> ... is equal to ... tens.</p>     <p><math>12 \div 3 = 4</math><br/><math>120 \div 3 = 40</math></p>  |   |      |      |  |  |  |  |      |      |  |  |  |  |  |  |  |  |
| <p><b>Divide a 2-digit number by a 1-digit number - no exchange</b></p> <p>Partition into tens and ones to divide and then recombine.</p>                | <p>... tens divided by ... is equal to ... tens.<br/>... ones divided by ... is equal to ... ones.</p> <table border="1" data-bbox="588 1079 919 1308"> <thead> <tr> <th>Tens</th> <th>Ones</th> </tr> </thead> <tbody> <tr> <td></td> <td></td> </tr> <tr> <td></td> <td></td> </tr> </tbody> </table> <p><math>60 \div 2 = 30</math><br/><math>4 \div 2 = 2</math><br/><math>64 \div 2 = 32</math></p>  <table border="1" data-bbox="1566 1079 1918 1308"> <thead> <tr> <th>Tens</th> <th>Ones</th> </tr> </thead> <tbody> <tr> <td></td> <td></td> </tr> <tr> <td></td> <td></td> </tr> <tr> <td></td> <td></td> </tr> <tr> <td></td> <td></td> </tr> </tbody> </table> |   | Tens | Ones |  |  |  |  | Tens | Ones |  |  |  |  |  |  |  |  |
| Tens   | Ones  |   |      |      |  |  |  |  |      |      |  |  |  |  |  |  |  |  |
|  |   |   |      |      |  |  |  |  |      |      |  |  |  |  |  |  |  |  |
|  |   |   |      |      |  |  |  |  |      |      |  |  |  |  |  |  |  |  |
| Tens   | Ones  |   |      |      |  |  |  |  |      |      |  |  |  |  |  |  |  |  |
|  |   |   |      |      |  |  |  |  |      |      |  |  |  |  |  |  |  |  |
|  |   |   |      |      |  |  |  |  |      |      |  |  |  |  |  |  |  |  |
|  |   |   |      |      |  |  |  |  |      |      |  |  |  |  |  |  |  |  |
|  |   |   |      |      |  |  |  |  |      |      |  |  |  |  |  |  |  |  |

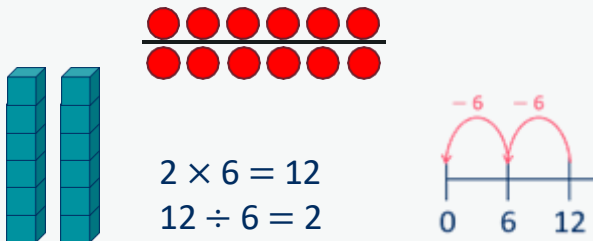
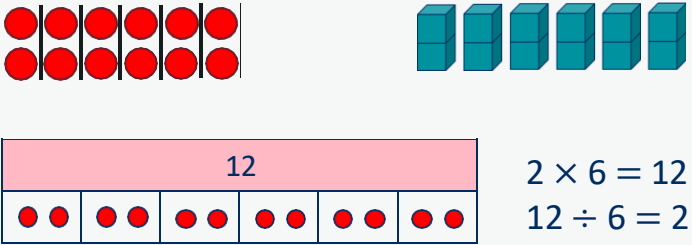




# Division

| Progression of skills  | Key representations   |  |      |             |         |             |         |             |         |             |         |             |         |             |         |   |      |      |       |         |       |         |       |         |       |         |      |      |       |         |       |         |       |         |       |         |
|--|---|--|------|-------------|---------|-------------|---------|-------------|---------|-------------|---------|-------------|---------|-------------|---------|---|------|------|-------|---------|-------|---------|-------|---------|-------|---------|------|------|-------|---------|-------|---------|-------|---------|-------|---------|
| <p><b>Divide a 2-digit number by a 1-digit number - with remainders</b></p> <p>Encourage children to partition numbers flexibly to help them to divide more efficiently.</p>   | <p>... tens divided by ... is equal to ... tens.<br/>... ones divided by ... is equal to ... ones.</p> <table border="1" data-bbox="596 494 955 825"> <thead> <tr> <th>Tens</th> <th>Ones</th> </tr> </thead> <tbody> <tr><td>10 10 10 10</td><td>1 1 1 1</td></tr> <tr><td>10 10 10 10</td><td>1 1 1 1</td></tr> <tr><td>10 10 10 10</td><td>1 1 1 1</td></tr> <tr><td>10 10 10 10</td><td>1 1 1 1</td></tr> <tr><td>10 10 10 10</td><td>1 1 1 1</td></tr> <tr><td>10 10 10 10</td><td>1 1 1 1</td></tr> </tbody> </table> <div data-bbox="984 482 1187 682"> <math display="block">96 \div 4</math> <math display="block">80 \div 4 \quad 16 \div 4</math> </div> <p> <math>80 \div 4 = 20</math><br/> <math>16 \div 4 = 4</math><br/> <math>96 \div 4 = 24</math> </p> | Tens   | Ones | 10 10 10 10 | 1 1 1 1 | 10 10 10 10 | 1 1 1 1 | 10 10 10 10 | 1 1 1 1 | 10 10 10 10 | 1 1 1 1 | 10 10 10 10 | 1 1 1 1 | 10 10 10 10 | 1 1 1 1 | <p>There are ... groups of ...<br/>There are ... remaining.</p> <p><math>31 \div 4 = 7 \text{ r}3</math></p>  <p><math>94 \div 4 = 23 \text{ r}2</math></p> <table border="1" data-bbox="1259 646 1929 839"> <thead> <tr> <th>Tens</th> <th>Ones</th> </tr> </thead> <tbody> <tr> <td>10 10</td> <td>1 1 1 1</td> </tr> <tr> <td>10 10</td> <td>1 1 1 1</td> </tr> <tr> <td>10 10</td> <td>1 1 1 1</td> </tr> <tr> <td>10 10</td> <td>1 1 1 1</td> </tr> </tbody> </table> <p>→</p> <table border="1" data-bbox="1674 646 1929 839"> <thead> <tr> <th>Tens</th> <th>Ones</th> </tr> </thead> <tbody> <tr> <td>10 10</td> <td>1 1 1 1</td> </tr> <tr> <td>10 10</td> <td>1 1 1 1</td> </tr> <tr> <td>10 10</td> <td>1 1 1 1</td> </tr> <tr> <td>10 10</td> <td>1 1 1 1</td> </tr> </tbody> </table> | Tens | Ones | 10 10 | 1 1 1 1 | 10 10 | 1 1 1 1 | 10 10 | 1 1 1 1 | 10 10 | 1 1 1 1 | Tens | Ones | 10 10 | 1 1 1 1 | 10 10 | 1 1 1 1 | 10 10 | 1 1 1 1 | 10 10 | 1 1 1 1 |
| Tens   | Ones  |  |      |             |         |             |         |             |         |             |         |             |         |             |         |   |      |      |       |         |       |         |       |         |       |         |      |      |       |         |       |         |       |         |       |         |
| 10 10 10 10  | 1 1 1 1   |  |      |             |         |             |         |             |         |             |         |             |         |             |         |   |      |      |       |         |       |         |       |         |       |         |      |      |       |         |       |         |       |         |       |         |
| 10 10 10 10  | 1 1 1 1   |  |      |             |         |             |         |             |         |             |         |             |         |             |         |   |      |      |       |         |       |         |       |         |       |         |      |      |       |         |       |         |       |         |       |         |
| 10 10 10 10  | 1 1 1 1   |  |      |             |         |             |         |             |         |             |         |             |         |             |         |   |      |      |       |         |       |         |       |         |       |         |      |      |       |         |       |         |       |         |       |         |
| 10 10 10 10  | 1 1 1 1   |  |      |             |         |             |         |             |         |             |         |             |         |             |         |   |      |      |       |         |       |         |       |         |       |         |      |      |       |         |       |         |       |         |       |         |
| 10 10 10 10  | 1 1 1 1   |  |      |             |         |             |         |             |         |             |         |             |         |             |         |   |      |      |       |         |       |         |       |         |       |         |      |      |       |         |       |         |       |         |       |         |
| 10 10 10 10  | 1 1 1 1   |  |      |             |         |             |         |             |         |             |         |             |         |             |         |   |      |      |       |         |       |         |       |         |       |         |      |      |       |         |       |         |       |         |       |         |
| Tens   | Ones  |  |      |             |         |             |         |             |         |             |         |             |         |             |         |   |      |      |       |         |       |         |       |         |       |         |      |      |       |         |       |         |       |         |       |         |
| 10 10  | 1 1 1 1   |  |      |             |         |             |         |             |         |             |         |             |         |             |         |   |      |      |       |         |       |         |       |         |       |         |      |      |       |         |       |         |       |         |       |         |
| 10 10  | 1 1 1 1   |  |      |             |         |             |         |             |         |             |         |             |         |             |         |   |      |      |       |         |       |         |       |         |       |         |      |      |       |         |       |         |       |         |       |         |
| 10 10  | 1 1 1 1   |  |      |             |         |             |         |             |         |             |         |             |         |             |         |   |      |      |       |         |       |         |       |         |       |         |      |      |       |         |       |         |       |         |       |         |
| 10 10  | 1 1 1 1   |  |      |             |         |             |         |             |         |             |         |             |         |             |         |   |      |      |       |         |       |         |       |         |       |         |      |      |       |         |       |         |       |         |       |         |
| Tens   | Ones  |  |      |             |         |             |         |             |         |             |         |             |         |             |         |   |      |      |       |         |       |         |       |         |       |         |      |      |       |         |       |         |       |         |       |         |
| 10 10  | 1 1 1 1   |  |      |             |         |             |         |             |         |             |         |             |         |             |         |   |      |      |       |         |       |         |       |         |       |         |      |      |       |         |       |         |       |         |       |         |
| 10 10  | 1 1 1 1   |  |      |             |         |             |         |             |         |             |         |             |         |             |         |   |      |      |       |         |       |         |       |         |       |         |      |      |       |         |       |         |       |         |       |         |
| 10 10  | 1 1 1 1   |  |      |             |         |             |         |             |         |             |         |             |         |             |         |   |      |      |       |         |       |         |       |         |       |         |      |      |       |         |       |         |       |         |       |         |
| 10 10  | 1 1 1 1   |  |      |             |         |             |         |             |         |             |         |             |         |             |         |   |      |      |       |         |       |         |       |         |       |         |      |      |       |         |       |         |       |         |       |         |
| <p><b>Unit fractions of a set of objects</b></p> <p>Bar models are useful to show the link between division and fractions, for example, dividing by 3 and finding a third.</p> | <p>The whole is divided into ... equal parts.<br/>Each part is <math>\frac{1}{\square}</math> of the whole.</p>  <p><math>\frac{1}{4}</math> of 12 apples is 3 apples.</p>   | <p>One ... of ... is ...</p> <p><math>\frac{1}{4}</math> of 12 is 3</p>  <p><math>\frac{1}{3}</math> of 36 is 12</p>  |      |             |         |             |         |             |         |             |         |             |         |             |         |   |      |      |       |         |       |         |       |         |       |         |      |      |       |         |       |         |       |         |       |         |




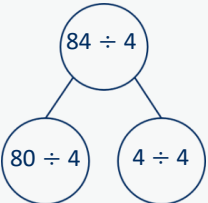
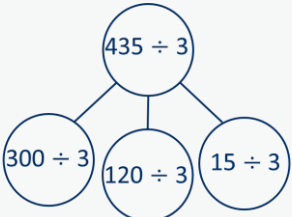
# Division

| Progression of skills   | Key representations  |   |
|---|--|---|
| <p><b>Non-unit fractions of a set of objects</b></p> <p>Bar models are a useful representation and show the links with division and multiplication.</p> | <p>The whole is divided into ... equal parts.<br/>Each part is <math>\frac{1}{\square}</math> of the whole.</p>  <p><math>\frac{3}{4}</math> of 12 apples is 9 apples.</p> | <p><math>\frac{1}{\square}</math> of ... is ..., so <math>\frac{\square}{\square}</math> of ... is ...</p> <p><math>\frac{3}{4}</math> of 12 is 9</p>  <p><math>\frac{2}{3}</math> of 36 is 24</p>  |

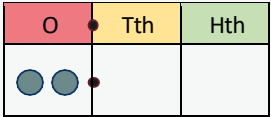
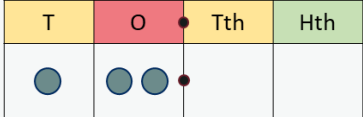
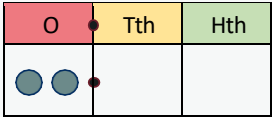
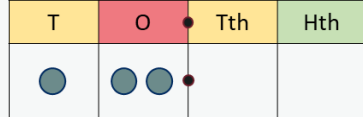
# Division

|  |   |  |
|--|---|--|
| <p><b>Year 4</b></p>   | <ul style="list-style-type: none"> <li>Recall division facts for multiplication tables up to <math>12 \times 12</math></li> <li>Use place value, known and derived facts to divide mentally, including: dividing by 1</li> <li>Find the effect of dividing a one- or two-digit number by 10 and 100, identifying the value of the digits in the answer as ones, tenths and hundredths.</li> </ul> |  |
| <p><b>Progression of skills</b></p>  | <p><b>Key representations</b></p>   |  |
| <p><b>Division facts to <math>12 \times 12</math></b></p> <p>Encourage children to compare the grouping and sharing structures of division and to make links with times-table facts.</p> | <p>There are ... groups of ... in ...<br/>... <math>\div</math> ... =</p>  <p><math>2 \times 6 = 12</math><br/><math>12 \div 6 = 2</math></p>   | <p>... has been shared equally into ... equal groups.<br/>... <math>\div</math> ... =</p>  <p><math>2 \times 6 = 12</math><br/><math>12 \div 6 = 2</math></p>   |
| <p><b>Divide a number by 1 and itself</b></p> <p>Children may try to divide a number by zero and it should be highlighted that this is not possible.</p>                                 | <p>When I divide a number by 1, the number remains the same.</p> <p>5 shared between 1 is 5 </p> <p>There are <b>5</b> groups of 1 in 5</p>   | <p>When I divide a number by itself, the answer is 1</p> <p>5 shared between 5 is 1</p>  <p>There is <b>1</b> group of 5 in 5</p>  |

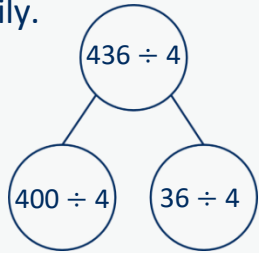
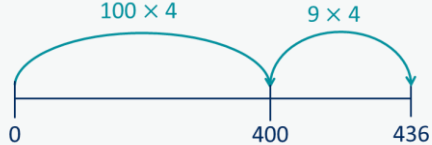
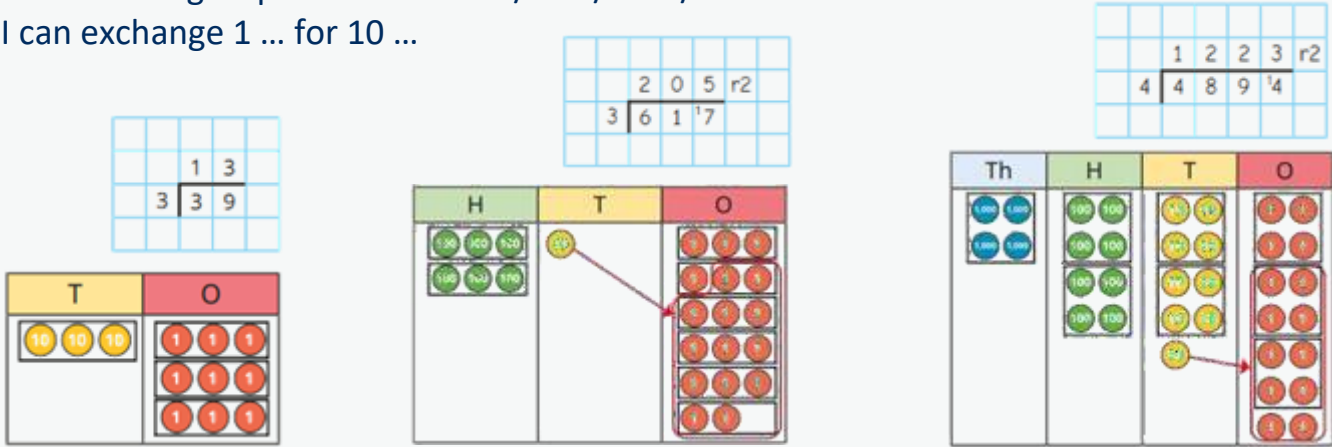
# Division

| Progression of skills  | Key representations   |      |      |  |  |  |  |  |  |  |  |  |          |      |      |  |  |  |  |  |  |  |  |  |  |  |  |
|--|---|------|------|--|--|--|--|--|--|--|--|--|----------|------|------|--|--|--|--|--|--|--|--|--|--|--|--|
| <p><b>Related facts</b></p> <p>Link to known times-table facts.</p>  | <p>... ÷ ... is equal to ...<br/>so ... tens ÷ ... is equal to ... tens<br/>and ... hundreds ÷ ... is equal to ... hundreds.</p> <div style="display: flex; justify-content: space-around; align-items: flex-start;"> <div style="text-align: center;">  </div> <div style="text-align: center;">  </div> <div style="text-align: center;">  </div> </div> <div style="display: flex; justify-content: space-around; margin-top: 20px;"> <div style="text-align: center;"> <math>21 \div 7 = 3</math><br/> <math>210 \div 7 = 30</math><br/> <math>2,100 \div 7 = 300</math> </div> <div style="text-align: center;"> <math>21 \div 3 = 7</math><br/> <math>210 \div 3 = 70</math><br/> <math>2,100 \div 3 = 700</math> </div> </div> |      |      |  |  |  |  |  |  |  |  |  |          |      |      |  |  |  |  |  |  |  |  |  |  |  |  |
| <p><b>Divide a 2 or 3-digit number by a 1-digit number</b></p> <p>Progress from divisions with no exchange, to divisions with exchange and then divisions with remainders.</p> | <p>I can partition ... into ... tens and ... ones.</p> <div style="display: flex; align-items: center; justify-content: center;"> <div style="text-align: center; margin-right: 20px;">  </div> <div style="text-align: center;"> <math>80 \div 4 = 20</math><br/> <math>4 \div 4 = 1</math><br/> <math>84 \div 4 = 21</math> </div> </div> <table border="1" style="margin-top: 20px; width: 100%; text-align: center;"> <thead> <tr> <th style="background-color: #fff9c4;">Tens</th> <th style="background-color: #f8bbd0;">Ones</th> </tr> </thead> <tbody> <tr> <td></td> <td></td> </tr> <tr> <td></td> <td></td> </tr> <tr> <td></td> <td></td> </tr> <tr> <td></td> <td></td> </tr> </tbody> </table>  | Tens | Ones |  |  |  |  |  |  |  |  | <p>I cannot share the hundreds/tens equally, so I need to exchange 1 ... for 10 ...</p> <div style="display: flex; align-items: center; justify-content: center;"> <div style="text-align: center; margin-right: 20px;">  </div> <div style="text-align: center;"> <math>300 \div 3 = 100</math><br/> <math>120 \div 3 = 40</math><br/> <math>15 \div 3 = 5</math><br/> <math>435 \div 3 = 145</math> </div> </div> <table border="1" style="margin-top: 20px; width: 100%; text-align: center;"> <thead> <tr> <th style="background-color: #c8e6c9;">Hundreds</th> <th style="background-color: #fff9c4;">Tens</th> <th style="background-color: #f8bbd0;">Ones</th> </tr> </thead> <tbody> <tr> <td></td> <td></td> <td></td> </tr> <tr> <td></td> <td></td> <td></td> </tr> <tr> <td></td> <td></td> <td></td> </tr> <tr> <td></td> <td></td> <td></td> </tr> </tbody> </table> | Hundreds | Tens | Ones |  |  |  |  |  |  |  |  |  |  |  |  |
| Tens   | Ones  |      |      |  |  |  |  |  |  |  |  |  |          |      |      |  |  |  |  |  |  |  |  |  |  |  |  |
|  |   |      |      |  |  |  |  |  |  |  |  |  |          |      |      |  |  |  |  |  |  |  |  |  |  |  |  |
|  |   |      |      |  |  |  |  |  |  |  |  |  |          |      |      |  |  |  |  |  |  |  |  |  |  |  |  |
|  |   |      |      |  |  |  |  |  |  |  |  |  |          |      |      |  |  |  |  |  |  |  |  |  |  |  |  |
|  |   |      |      |  |  |  |  |  |  |  |  |  |          |      |      |  |  |  |  |  |  |  |  |  |  |  |  |
| Hundreds   | Tens  | Ones |      |  |  |  |  |  |  |  |  |  |          |      |      |  |  |  |  |  |  |  |  |  |  |  |  |
|  |   |      |      |  |  |  |  |  |  |  |  |  |          |      |      |  |  |  |  |  |  |  |  |  |  |  |  |
|  |   |      |      |  |  |  |  |  |  |  |  |  |          |      |      |  |  |  |  |  |  |  |  |  |  |  |  |
|  |   |      |      |  |  |  |  |  |  |  |  |  |          |      |      |  |  |  |  |  |  |  |  |  |  |  |  |
|  |   |      |      |  |  |  |  |  |  |  |  |  |          |      |      |  |  |  |  |  |  |  |  |  |  |  |  |

# Division

| Progression of skills  | Key representations  |  |   |  |
|--|--|--|---|--|
| <p><b>Divide by 10 and 100</b></p> <p>Encourage children to notice that dividing by 100 is the same as dividing by 10 twice.</p> | <p>When I divide by 10, the digits move 1 place value column to the right.<br/>... is one-tenth the size of ...</p> <div style="display: flex; justify-content: space-around;"> <div style="text-align: center;">  <p><math>2 \div 10 = 0.2</math></p> </div> <div style="text-align: center;">  <p><math>12 \div 10 = 1.2</math></p> </div> </div> |  | <p>When I divide by 100, the digits move 2 place value columns to the right.<br/>... is one-hundredth the size of ...</p> <div style="display: flex; justify-content: space-around;"> <div style="text-align: center;">  <p><math>2 \div 100 = 0.02</math></p> </div> <div style="text-align: center;">  <p><math>12 \div 100 = 0.12</math></p> </div> </div> |  |

# Division

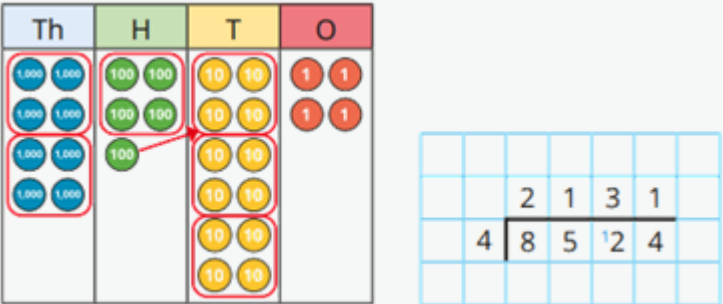
|  |  |   |   |
|--|--|---|---|
| <p><b>Year 5</b></p>   | <ul style="list-style-type: none"> <li>• Divide numbers mentally drawing upon known facts.</li> <li>• Divide numbers up to 4 digits by a one-digit number using the formal written method of short division and interpret remainders appropriately for the context.</li> <li>• Divide whole numbers and those involving decimals by 10, 100 and 1,000</li> </ul> |   |   |
| <p><b>Progression of skills</b></p>  | <p><b>Key representations</b></p>  |   |   |
| <p><b>Mental strategies</b></p>  | <p>I can partition ... into ... and ... to help me to divide more easily.</p>   | <p>I can show groups of ... on a number line.</p>  | <p>To divide by ..., I can divide by ... and then divide the result by ...</p> $436 \div 4 = 436 \div 2 \div 2$ $436 \div 2 = 218$ $218 \div 2 = 109$ |
| <p><b>Divide numbers up to 4 digits by a 1-digit number</b></p> <p>The short division method is introduced for the first time.</p> | <p>There are ... groups of ... hundreds/tens/ones/ in ...<br/>I can exchange 1 ... for 10 ...</p>   |   |   |

# Division

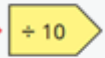
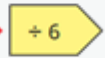


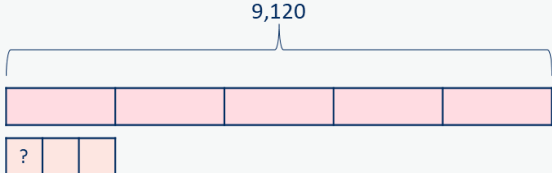
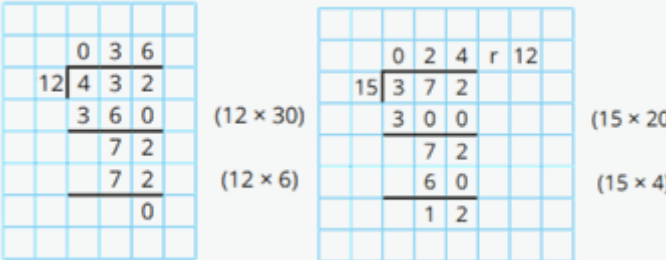
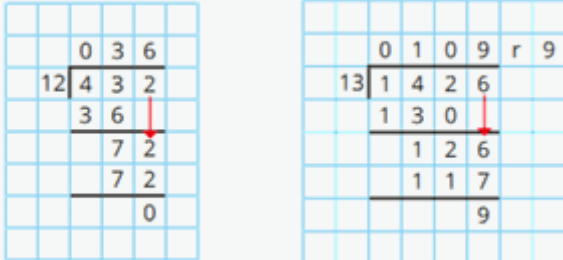
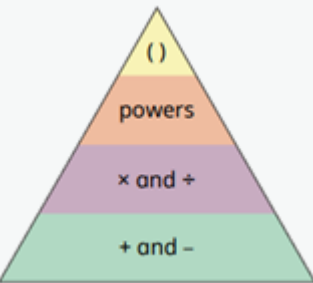
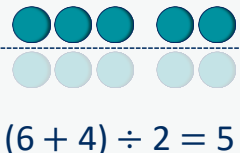
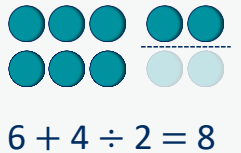
| Progression of skills   | Key representations  |    |    |     |     |    |     |     |    |    |    |    |    |    |    |    |   |   |     |     |   |   |   |    |   |  |    |   |   |   |     |     |   |  |  |   |    |   |  |   |   |   |   |   |   |   |    |  |  |  |  |  |  |
|---|--|----|----|-----|-----|----|-----|-----|----|----|----|----|----|----|----|----|---|---|-----|-----|---|---|---|----|---|--|----|---|---|---|-----|-----|---|--|--|---|----|---|--|---|---|---|---|---|---|---|----|--|--|--|--|--|--|
| <p><b>Divide by 10, 100 and 1,000</b></p> <p>Encourage children to notice that dividing by 100 is the same as dividing by 10 twice, and that dividing by 1,000 is the same as dividing by 10 three times.</p> | <p>To divide by 10/100/1,000, I move all the digits ... places to the right.<br/>... is one-tenth/one-hundredth/one-thousandth the size of ...</p> <table border="1" data-bbox="588 376 1011 468"> <tr><th>Th</th><th>H</th><th>T</th><th>O</th><th>Tth</th><th>Hth</th></tr> <tr><td></td><td>●</td><td>●●</td><td></td><td>●</td><td></td></tr> </table> <p><math>120 \div 10 = 12</math></p> <table border="1" data-bbox="588 482 1011 574"> <tr><th>Th</th><th>H</th><th>T</th><th>O</th><th>Tth</th><th>Hth</th></tr> <tr><td></td><td></td><td>●</td><td>●●</td><td>●</td><td></td></tr> </table> <p><math>120 \div 100 = 1.2</math></p> <table border="1" data-bbox="588 588 1011 679"> <tr><th>Th</th><th>H</th><th>T</th><th>O</th><th>Tth</th><th>Hth</th></tr> <tr><td></td><td></td><td></td><td>●</td><td>●●</td><td>●</td></tr> </table> <p><math>120 \div 1,000 = 0.12</math></p> |    | Th | H   | T   | O  | Tth | Hth |    | ●  | ●● |    | ●  |    | Th | H  | T | O | Tth | Hth |   |   | ● | ●● | ● |  | Th | H | T | O | Tth | Hth |   |  |  | ● | ●● | ● |  |   |   |   |   |   |   |   |    |  |  |  |  |  |  |
| Th  | H  | T  | O  | Tth | Hth |    |     |     |    |    |    |    |    |    |    |    |   |   |     |     |   |   |   |    |   |  |    |   |   |   |     |     |   |  |  |   |    |   |  |   |   |   |   |   |   |   |    |  |  |  |  |  |  |
|   | ●  | ●● |    | ●   |     |    |     |     |    |    |    |    |    |    |    |    |   |   |     |     |   |   |   |    |   |  |    |   |   |   |     |     |   |  |  |   |    |   |  |   |   |   |   |   |   |   |    |  |  |  |  |  |  |
| Th  | H  | T  | O  | Tth | Hth |    |     |     |    |    |    |    |    |    |    |    |   |   |     |     |   |   |   |    |   |  |    |   |   |   |     |     |   |  |  |   |    |   |  |   |   |   |   |   |   |   |    |  |  |  |  |  |  |
|   |  | ●  | ●● | ●   |     |    |     |     |    |    |    |    |    |    |    |    |   |   |     |     |   |   |   |    |   |  |    |   |   |   |     |     |   |  |  |   |    |   |  |   |   |   |   |   |   |   |    |  |  |  |  |  |  |
| Th  | H  | T  | O  | Tth | Hth |    |     |     |    |    |    |    |    |    |    |    |   |   |     |     |   |   |   |    |   |  |    |   |   |   |     |     |   |  |  |   |    |   |  |   |   |   |   |   |   |   |    |  |  |  |  |  |  |
|   |  |    | ●  | ●●  | ●   |    |     |     |    |    |    |    |    |    |    |    |   |   |     |     |   |   |   |    |   |  |    |   |   |   |     |     |   |  |  |   |    |   |  |   |   |   |   |   |   |   |    |  |  |  |  |  |  |
| <p><b>Fraction of an amount</b></p> <p>Bar models support children to understand that to find a fraction of an amount, we divide by the denominator and multiply by the numerator.</p>                        | <p>To find <math>\frac{\square}{\square}</math> of ... , I need to divide by ... and multiply by ...</p> <table border="1" data-bbox="588 953 969 1033"> <tr><td>●●</td><td>●●</td><td>●●</td><td>●●</td><td>●●</td></tr> <tr><td>●●</td><td>●●</td><td>●●</td><td>●●</td><td>●●</td></tr> </table> <p><math>\frac{1}{5}</math> of 20 =</p> <p><math>\frac{3}{5}</math> of 20 =</p> <table border="1" data-bbox="996 953 1321 1033"> <tr><td>10</td><td>10</td><td>10</td><td>10</td><td>10</td></tr> <tr><td>1</td><td>1</td><td>1</td><td>1</td><td>1</td></tr> </table> <p><math>\frac{1}{4}</math> of 84 =</p> <p><math>\frac{3}{4}</math> of 84 =</p>   | ●● | ●● | ●●  | ●●  | ●● | ●●  | ●●  | ●● | ●● | ●● | 10 | 10 | 10 | 10 | 10 | 1 | 1 | 1   | 1   | 1 | <p>If <math>\frac{1}{\square}</math> is ... , then the whole is ... <math>\times</math> ...</p> <table border="1" data-bbox="1355 891 1657 1025"> <tr><td colspan="5">?</td></tr> <tr><td>6</td><td>6</td><td>6</td><td>6</td><td>6</td></tr> </table> <p><math>\frac{1}{5}</math> of ___ = 6</p> <table border="1" data-bbox="1355 1062 1694 1239"> <tr><td colspan="7">?</td></tr> <tr><td>■</td><td>■</td><td>■</td><td>■</td><td>■</td><td>■</td><td>■</td></tr> <tr><td colspan="4">24</td><td colspan="3"></td></tr> </table> <p><math>\frac{4}{7}</math> of ___ = 24</p> | ? |    |   |  |    | 6 | 6 | 6 | 6   | 6   | ? |  |  |   |    |   |  | ■ | ■ | ■ | ■ | ■ | ■ | ■ | 24 |  |  |  |  |  |  |
| ●●  | ●●   | ●● | ●● | ●●  |     |    |     |     |    |    |    |    |    |    |    |    |   |   |     |     |   |   |   |    |   |  |    |   |   |   |     |     |   |  |  |   |    |   |  |   |   |   |   |   |   |   |    |  |  |  |  |  |  |
| ●●  | ●●   | ●● | ●● | ●●  |     |    |     |     |    |    |    |    |    |    |    |    |   |   |     |     |   |   |   |    |   |  |    |   |   |   |     |     |   |  |  |   |    |   |  |   |   |   |   |   |   |   |    |  |  |  |  |  |  |
| 10  | 10   | 10 | 10 | 10  |     |    |     |     |    |    |    |    |    |    |    |    |   |   |     |     |   |   |   |    |   |  |    |   |   |   |     |     |   |  |  |   |    |   |  |   |   |   |   |   |   |   |    |  |  |  |  |  |  |
| 1   | 1  | 1  | 1  | 1   |     |    |     |     |    |    |    |    |    |    |    |    |   |   |     |     |   |   |   |    |   |  |    |   |   |   |     |     |   |  |  |   |    |   |  |   |   |   |   |   |   |   |    |  |  |  |  |  |  |
| ?   |  |    |    |     |     |    |     |     |    |    |    |    |    |    |    |    |   |   |     |     |   |   |   |    |   |  |    |   |   |   |     |     |   |  |  |   |    |   |  |   |   |   |   |   |   |   |    |  |  |  |  |  |  |
| 6   | 6  | 6  | 6  | 6   |     |    |     |     |    |    |    |    |    |    |    |    |   |   |     |     |   |   |   |    |   |  |    |   |   |   |     |     |   |  |  |   |    |   |  |   |   |   |   |   |   |   |    |  |  |  |  |  |  |
| ?   |  |    |    |     |     |    |     |     |    |    |    |    |    |    |    |    |   |   |     |     |   |   |   |    |   |  |    |   |   |   |     |     |   |  |  |   |    |   |  |   |   |   |   |   |   |   |    |  |  |  |  |  |  |
| ■   | ■  | ■  | ■  | ■   | ■   | ■  |     |     |    |    |    |    |    |    |    |    |   |   |     |     |   |   |   |    |   |  |    |   |   |   |     |     |   |  |  |   |    |   |  |   |   |   |   |   |   |   |    |  |  |  |  |  |  |
| 24  |  |    |    |     |     |    |     |     |    |    |    |    |    |    |    |    |   |   |     |     |   |   |   |    |   |  |    |   |   |   |     |     |   |  |  |   |    |   |  |   |   |   |   |   |   |   |    |  |  |  |  |  |  |



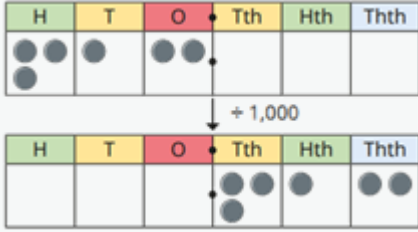

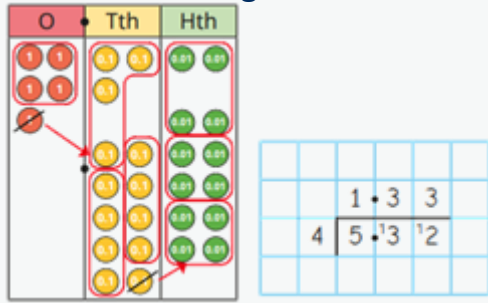
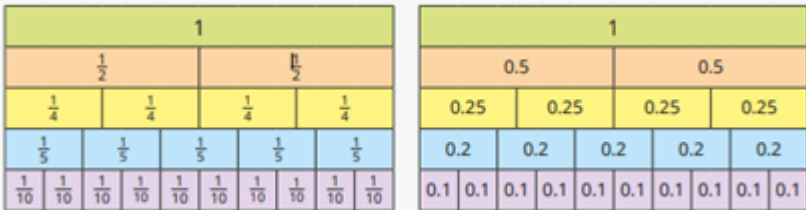
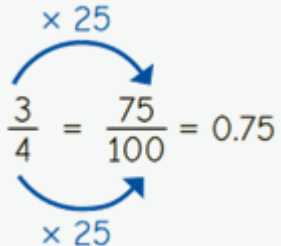
# Division

|   |   |
|---|---|
| <p><b>Year 6</b></p>  | <ul style="list-style-type: none"> <li>• Perform mental calculations, including with mixed operations and large numbers.</li> <li>• Divide numbers up to 4 digits by a two-digit whole number using the formal written method of long division, and interpret remainders as whole number remainders, fractions, or by rounding, as appropriate for the context.</li> <li>• Divide numbers up to 4 digits by a two-digit number using the formal written method of short division where appropriate, interpreting remainders according to the context.</li> <li>• Divide numbers by 10, 100 and 1,000 giving answers up to three decimal places.</li> <li>• Use written division methods in cases where the answer has up to two decimal places.</li> <li>• Associate a fraction with division and calculate decimal fraction equivalents.</li> <li>• Divide proper fractions by whole numbers [for example, <math>\frac{1}{3} \div 2 = \frac{1}{6}</math>]</li> <li>• Solve problems involving the calculation of percentages.</li> </ul> |
| <p><b>Progression of skills</b></p>   | <p><b>Key representations</b></p>   |
| <p><b>Short division</b></p> <p>Encourage children to interpret remainders in context, for example knowing that “4 remainder 1” could mean 4 complete boxes with 1 left over so 5 boxes will be needed.</p> | <p>There are ... groups of ... hundreds/tens/ones/ in ...<br/>I can exchange 1 ... for 10 ...</p>   |

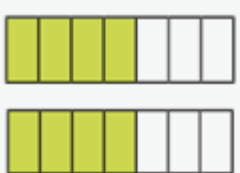
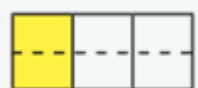
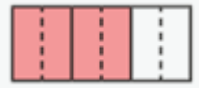
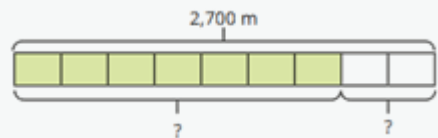

# Division

| Progression of skills   | Key representations  |  |
|---|--|--|
| <p><b>Mental strategies</b></p> <p>Include partitioning and number line strategies outlined in Y5 as well as division using factors.</p>  | <p>To divide by ... , I can first divide by ... and then divide the answer by ...</p> <p><math>240 \div 60 = 240 \div 10 \div 6</math></p> <p>240 →  → <input type="text"/> →  → <input type="text"/></p> <p><math>480 \div 24 = 480 \div 4 \div 6</math></p> <p>480 →  → <input type="text"/> →  → <input type="text"/></p> <p><math>9,120 \div 15 = 9,120 \div 5 \div 3</math></p>  |  |
| <p><b>Long division</b></p> <p>The long division method is introduced for the first time. Two alternative methods are shown.</p>  | <p><b>Method 1</b></p>   | <p><b>Method 2</b></p>  |
| <p><b>Order of operations</b></p> <p>Calculations in brackets should be done first, then powers. Multiplication and division should be performed before addition and subtraction.</p> | <p>... has greater priority than ..., so the first part of the calculation I need to do is ...</p>  <p> <math>(6 + 4) \div 2 = 5</math></p> <p> <math>6 + 4 \div 2 = 8</math></p>   |  |



# Division

| Progression of skills  | Key representations  |  |
|--|--|--|
| <p><b>Divide by 10, 100 and 1,000</b><br/>Encourage children to notice that dividing by 100 is the same as dividing by 10 twice, and that dividing by 1,000 is the same as dividing by 10 three times.</p> | <p>To divide by ... , I move the digits ... places to the right.</p>  <p> <math>312 \div 10 = 31.2</math><br/> <math>312 \div 100 = 3.12</math><br/> <math>312 \div 1,000 = 0.312</math> </p> <p> <math>906 \div 10 = 90.6</math><br/> <math>906 \div 100 = 9.06</math><br/> <math>906 \div 1,000 = 0.906</math> </p>   |  |
| <p><b>Divide decimals by integers</b><br/><br/>This is the first time children divide decimals by numbers other than 10, 100 or 1,000</p>  | <p>I know that ... <math>\div</math> ... = ...,<br/>so I also know that ... <math>\div</math> ... = ...</p>  <p> <math>39 \div 3 = 13</math>      <math>3.9 \div 3 = 1.3</math>      <math>0.39 \div 3 = 0.13</math> </p>  | <p>I need to exchange 1 ... for 10 ...</p>  |
| <p><b>Decimal and fraction equivalents</b></p>   | <p>The fraction ... is equivalent to the decimal ...</p>  <p> <math>\frac{1}{5} = 0.2</math>      <math>\frac{2}{5} = 0.4</math>      <math>\frac{3}{5} = 0.6</math> </p> <p> <math>\frac{\square}{\square}</math> is equal to <math>\frac{\square}{100}</math> </p>  <p> <math>\frac{3}{4} = \frac{75}{100} = 0.75</math> </p> |  |

# Division

| Progression of skills   | Key representations  |   |   |
|---|--|---|---|
| <p><b>Divide a fraction by an integer</b></p> <p>This is the first time children divide fractions by an integer.</p>  | <p>... ones divided by 2 is ... ones<br/>so ... sevenths divided by 2 is ... sevenths.</p>  $\frac{4}{7} \div 4 = \frac{1}{7}$ $\frac{4}{7} \div 2 = \frac{2}{7}$ | <p>I am dividing by ... , so I can split each part into ... equal parts.</p>  $\frac{1}{3} \div 2 = \frac{1}{6}$   | <p>... is equivalent to ...<br/>so ... <math>\div</math> ... = ... <math>\div</math> ...</p>  $\frac{2}{3} = \frac{4}{6}$ <p>so <math>\frac{2}{3} \div 4 = \frac{4}{6} \div 4 = \frac{1}{6}</math></p> |
| <p><b>Fraction of an amount</b></p> <p>Children divide and multiply to find fractions of an amount. Bar models can still be used to support understanding where needed.</p> | <p>To find <math>\frac{1}{\square}</math> I divide by ...</p> $\frac{1}{2} \text{ of } 36 = 36 \div 2$ $\frac{1}{12} \text{ of } 36 = 36 \div 12$  | <p>If <math>\frac{1}{\square}</math> is equal to ..., then <math>\frac{\square}{\square}</math> are equal to ...</p>  $\frac{7}{9} \text{ of } 2,700 = \frac{1}{9} \text{ of } 2,700 \times 7$ | <p>If <math>\frac{\square}{\square}</math> is equal to ..., then the whole is equal to ...</p>  $\frac{4}{9} \text{ of } \underline{\quad} = 48$   |

# Division

| Progression of skills   | Key representations   |      |        |          |     |     |     |     |     |     |     |     |     |  |      |   |   |        |       |  |  |  |  |  |          |       |     |     |     |     |     |     |     |     |    |  |  |  |
|---|---|------|--------|----------|-----|-----|-----|-----|-----|-----|-----|-----|-----|--|------|---|---|--------|-------|--|--|--|--|--|----------|-------|-----|-----|-----|-----|-----|-----|-----|-----|----|--|--|--|
| <p><b>Calculate percentages</b></p> <p>Children first learn how to find 1%, 10%, 20%, 25% and 50% before using multiples of these amounts to find any percentage.</p>   | <p>There are ... lots of ... % in 100%</p> <p>To find ... %, I need to divide by ...</p> <table border="1" data-bbox="582 372 1089 486"> <tr><td colspan="4">100%</td></tr> <tr><td colspan="2">50%</td><td colspan="2">50%</td></tr> <tr><td>25%</td><td>25%</td><td>25%</td><td>25%</td></tr> </table> <p>50% of ... = ... <math>\div</math> 2</p> <p>25% of ... = ... <math>\div</math> 4</p>  | 100% |        |          |     | 50% |     | 50% |     | 25% | 25% | 25% | 25% | <p>... % is made up of ... %, and ... %</p> <table border="1" data-bbox="1152 358 1914 451"> <tr><td colspan="10">100%</td></tr> <tr><td>10%</td><td>10%</td><td>10%</td><td>10%</td><td>10%</td><td>10%</td><td>10%</td><td>10%</td><td>10%</td><td>10%</td></tr> </table> <p>To find 30%, I can find 10% and then multiply it by 3</p> <p>To find 23%, I can use 10% <math>\times</math> 2 and 1% <math>\times</math> 3</p> <p>To find 99%, I can find 1%, then subtract from 100%</p> | 100% |   |   |        |       |  |  |  |  |  | 10%      | 10%   | 10% | 10% | 10% | 10% | 10% | 10% | 10% | 10% |    |  |  |  |
| 100%  |   |      |        |          |     |     |     |     |     |     |     |     |     |  |      |   |   |        |       |  |  |  |  |  |          |       |     |     |     |     |     |     |     |     |    |  |  |  |
| 50%   |   | 50%  |        |          |     |     |     |     |     |     |     |     |     |  |      |   |   |        |       |  |  |  |  |  |          |       |     |     |     |     |     |     |     |     |    |  |  |  |
| 25%   | 25%   | 25%  | 25%    |          |     |     |     |     |     |     |     |     |     |  |      |   |   |        |       |  |  |  |  |  |          |       |     |     |     |     |     |     |     |     |    |  |  |  |
| 100%  |   |      |        |          |     |     |     |     |     |     |     |     |     |  |      |   |   |        |       |  |  |  |  |  |          |       |     |     |     |     |     |     |     |     |    |  |  |  |
| 10%   | 10%   | 10%  | 10%    | 10%      | 10% | 10% | 10% | 10% | 10% |     |     |     |     |  |      |   |   |        |       |  |  |  |  |  |          |       |     |     |     |     |     |     |     |     |    |  |  |  |
| <p><b>Calculations involving ratio</b></p> <p>Encourage children to see the multiplicative relationship between ratios. They will need to multiply or divide each value by the same number to keep the ratio equivalent. Double number lines and ratio tables help children to see both horizontal and vertical multiplicative relationships.</p> | <p>For every ... , there are ...</p> <p>For every 6 children on a school trip, there is 1 adult.</p> <p>adults </p> <p>children </p> <p>The ratio of children to adults is 6 : 1</p> <table border="1" data-bbox="1508 765 1831 958"> <thead> <tr><th>Adults</th><th>Children</th></tr> </thead> <tbody> <tr><td>1</td><td>6</td></tr> <tr><td>2</td><td>12</td></tr> <tr><td>3</td><td>18</td></tr> </tbody> </table> <p><math>\div 6</math> (top arrow), <math>\div 3</math> (left arrow), <math>\div 3</math> (right arrow), <math>\div 6</math> (bottom arrow)</p> <table border="1" data-bbox="1390 1129 1914 1286"> <tr><td>0</td><td>1</td><td>2</td><td>3</td><td>4</td><td>5</td><td>6</td></tr> <tr><td>Adults</td><td colspan="6"> ----- </td></tr> <tr><td>Children</td><td colspan="6"> ----- </td></tr> <tr><td>0</td><td>6</td><td>12</td><td>18</td><td></td><td></td><td></td></tr> </table> |      | Adults | Children | 1   | 6   | 2   | 12  | 3   | 18  | 0   | 1   | 2   | 3  | 4    | 5 | 6 | Adults | ----- |  |  |  |  |  | Children | ----- |     |     |     |     |     | 0   | 6   | 12  | 18 |  |  |  |
| Adults  | Children  |      |        |          |     |     |     |     |     |     |     |     |     |  |      |   |   |        |       |  |  |  |  |  |          |       |     |     |     |     |     |     |     |     |    |  |  |  |
| 1   | 6   |      |        |          |     |     |     |     |     |     |     |     |     |  |      |   |   |        |       |  |  |  |  |  |          |       |     |     |     |     |     |     |     |     |    |  |  |  |
| 2   | 12  |      |        |          |     |     |     |     |     |     |     |     |     |  |      |   |   |        |       |  |  |  |  |  |          |       |     |     |     |     |     |     |     |     |    |  |  |  |
| 3   | 18  |      |        |          |     |     |     |     |     |     |     |     |     |  |      |   |   |        |       |  |  |  |  |  |          |       |     |     |     |     |     |     |     |     |    |  |  |  |
| 0   | 1   | 2    | 3      | 4        | 5   | 6   |     |     |     |     |     |     |     |  |      |   |   |        |       |  |  |  |  |  |          |       |     |     |     |     |     |     |     |     |    |  |  |  |
| Adults  | -----   |      |        |          |     |     |     |     |     |     |     |     |     |  |      |   |   |        |       |  |  |  |  |  |          |       |     |     |     |     |     |     |     |     |    |  |  |  |
| Children  | -----   |      |        |          |     |     |     |     |     |     |     |     |     |  |      |   |   |        |       |  |  |  |  |  |          |       |     |     |     |     |     |     |     |     |    |  |  |  |
| 0   | 6   | 12   | 18     |          |     |     |     |     |     |     |     |     |     |  |      |   |   |        |       |  |  |  |  |  |          |       |     |     |     |     |     |     |     |     |    |  |  |  |